Product Catalogue for Solutions to Global Health Challenges



Oct. 2026

MHLW Ministry of Health, Labour and Welfare of Japan

Publisher: Ministry of Health, Labour and Welfare, Japan

Disclaimer

This catalog describes Japanese products that contribute to solving global health issues. It is intended to be used as reference information for procurement by international organizations, etc., and does not constitute a promise to procure the products listed or to provide funding for procurement.

While every effort has been made to ensure that the information contained herein is current and accurate, MHLW assumes no responsibility for any inaccurate, incomplete, or outdated information, or for any errors or omissions in the contents of this catalog.

In addition, MHLW shall not be liable for any damages whatsoever resulting from the use of this booklet.

1 Communicable Diseases 7

1.1 Tuberculosis 7

- ARKRAY Healthcare: TUBERCULIN PPD
- Eiken Chemical: Loopamp™ MTBC Detection Kit / PURE DNA Extraction Kit
- Fujifilm: FUJIFILM SILVAMP TB LAM II
- LPIXEL: EIRL Chest TB
- TAUNS LABORATORIES: Capilia TB-Neo

1.2 Malaria & Other Vector-Borne Diseases 17

- ARKRAY Healthcare: Crystal Dengue Duo
- ARKRAY Healthcare: Parahit f
- ARKRAY Healthcare: Parahit Total+
- Earth Corporation: ARS HANGING GUARD
- Earth Corporation: ARS JET PREMIUM
- Earth Corporation: ARS ONE PUSH
- Earth Corporation: HADAMAMO
- Eiken Chemical: Loopamp™ Malaria Pan / Pf / Pv Detection Kits
- Fujifilm: FUJIFILM SILVAMP Dengue NS1 Ag
- Mitsui Chemicals Crop & Life Solutions: VECTRON™ T500
- SORA Technology: SORA Malaria Control
- Sysmex: Automated Hematology Analyzer XN-31
- VisGene: VisCheck™ Dengue NS1 Rapid Antigen Serotyping Test

1.3 HIV/AIDS & Viral Hepatitis 41

- ARKRAY Healthcare: Crystal HBsAg
- ARKRAY Healthcare: Crystal HCV
- ARKRAY Healthcare: Crystal HIV-1/2

1.4 Other Communicable Diseases 45

- ARKRAY Healthcare: Crystal VC
- Mirai Genomics / DNAFORM: GenPad® Series
- SORA Technology: SORA Health Intelligence Room

2 Noncommunicable Diseases 51

- CMIC Group: Renischem® Urinary L-FABP POC Kit
- Eiken Chemical: OC-SENSOR
- Fujifilm: AMULET Innovality
- Olympus: Gastrointestinal Endoscopy System EVIS EXERA III
- OUI: Smart Eye Camera

3 Maternal, Newborn & Child Health 62

- ELECOM: Neonatal Resuscitation Training Device “Saving Baby”
- MedThermo Institute: ThermoBox
- Melody International: Mobile Fetal Monitor “iCTG”
- NEC: Maternal and Child Nutrition / Diabetes Checkup Support Application

4 Health Systems, Service Delivery & Access 71

- Allm: Join Mobile Clinic
- ARKRAY: PocketChem UA
- ARKRAY: SPOTCHEM D-Concept 2c
- ARKRAY: SPOTCHEM EL
- ARKRAY: SPOTCHEM EZ
- ARKRAY: The Lab 004
- ARKRAY Healthcare: Blood grouping
- Biolis Medical: Bioris 30i
- Biolis Medical: iGear Pro
- Daido Industries: CONSTAR
- Fujifilm: FDR nano
- Fujifilm: FDR Xair
- Fujifilm: FUJI DRI-CHEM NX600 / NX600i
- Hirayama Manufacturing: Autoclave
- MIZUHO: Electric Hydraulic Operating Table MOT-5602BW
- NEC: E-voucher Management System
- PHC: PATHFAST and reagents
- PHC: PHCbi Pharmaceutical Refrigerator Showcase
- SANYO ELECTRONIC INDUSTRIES: Medical Oxygen Generator Dr. Oxygen-II
- SHIMADZU: FLEXAVISION
- SHIMADZU: MobileDaRt / Mobile Art
- SHIMADZU: OPESCOPE ACTENO
- SHIMADZU: RADspeed
- SHIMADZU: Trinias
- TAIYO: Wearable Surgical Light OPELAIII
- Toyota Tsusho: Toyota Land Cruiser RVTV
- Toyota Tsusho: Toyota Land Cruiser X-RAY Diagnostic Vehicle
- TWINBIRD: Bio-Vaccine Cold Storage Box
- TWINBIRD: Deep Freezer / Deep Freezer P

5 Others 132

- CYBERDYNE: HAL® Lumbar Type
- CYBERDYNE: HAL® Single Joint Type
- CYBERDYNE: Medical HAL® Lower Limb Type
- KAI INDUSTRIES: Biopsy Punch
- KAI INDUSTRIES: Curette
- KAI INDUSTRIES: Single-Use Ophthalmic Knife
- KOBAYASHI Pharmaceutical: KOOLFEVER
- KOBAYASHI Pharmaceutical: LiQuiPlast
- Nihon Kohden: Breath Cue NRM-1300
- NIKKO PHARMACEUTICAL: Shiroban / Surgical Tape / Nikkoban WP

6 Introduction to the Ministry of Health, Labour and Welfare's, Japan Initiatives 154

1. Communicable Diseases

1.1 Tuberculosis

ARKRAY Healthcare Pvt. Ltd.

1. Name of product:

TUBERCULIN PPD

2. Image:



3. Primary Function:

4. Category: Inspection Devices

5. Sales information:

Price	Please contact the company
Place of sale	Senegal, Tanzania, Kenya, Mauritius, Sudan, Ghana, DRC, Nigeria, South Africa, Namibia, Zambia, Mozambique, Egypt, Qatar, Pakistan, Nepal, UAE, Myanmar, Taiwan, Vietnam, Bangladesh, Philippines, Lebanon, Iran, Iraq, Afghanistan, India, Malaysia, Hong Kong, Australia, Turkey, Switzerland, Belgium, Ecuador, Colombia, Peru, Dominican Republic, Armenia, USA
Company name	ARKRAY Healthcare Pvt. Ltd.

6. Targeted health issues and product overview:

For detection of sensitization by Mycobacterium tuberculosis in humans by Mantoux test.

7. Product details:

Lifetime	15 months
Regulatory approval status	N/A
International public procurement performance	WHO-Malaysia

8. Contact and other information:

Contact address	afinquiry@arkray.co.jp
Website	https://www.arkray.co.in/english/products/immunodiagnostic_products/serology/tuberculin_ppd.html

Eiken Chemical Co., ltd.

1. Name of product:

Loopamp™ MTBC Detection Kit

Loopamp™ PURE DNA Extraction Kit

2. Image:

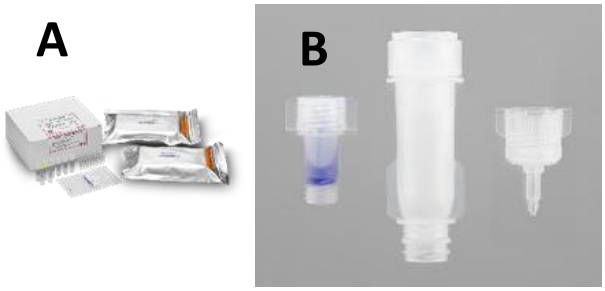

Fig A: MTBC Detection Kit, B: PURE DNA Extraction Kit

3. Primary Function: Diagnosis

4. Category: In vitro diagnostic Reagent

5. Sales information:

Price	**REAGENTS** 106634 Loopamp MTBC Detection Kit 2 x 48 tests USD 219.00 106635 Loopamp PURE DNA Extraction Kit 90 tests USD 275.00 **CONSUMABLES** 106643 Pipette-60 set for TB-LAMP 1 USD 42.00
Year of launch	**2017**
Unit of sale	**1 kit**
Place of sale	**Japan, China, Thailand, Cameroon, Zambia, Nigeria, Kenya, Uganda, the Philippines, Vietnam, Malaysia, Nepal**
Company name	**Japan, China, Thailand: Eiken Chemical Co., ltd.** **Others: HUMAN Gasellschaft fur Biochemica und Diagnostica mbH**
Model number	**Japan: LMP521(Mycobacterium tuberculosis), LMP802(PURE)** **China: VMP521(MTBC), VMP802(PURE)** **Others: 972000(MTBC), 970000(PURE)**

6. Targeted health issues and product overview:

Tuberculosis (TB) is one of the three major infectious diseases in the world, and many low and middle-income countries are reported by WHO as high-burden countries. In these countries, advanced diagnostic techniques are not widely used, and there are issues such as the spread of infection due to delays in treatment caused by missed infected patients. To solve these issues, PURE-TB-LAMP was developed as an in vitro diagnostic product (molecule diagnostics test) that enables simple and rapid detection of Mycobacterium Tuberculosis complex from sputum, In 2016, PURE-TB-LAMP was recommended by WHO as an alternative to the smear microscopy test that can be used even in medically underpopulated areas, and is utilized as a high-performance diagnostic agent in the fight against TB in high TB burden countries.

7. Product details:

Accessories and required consumables	**1. Product Details** Information on accessories and necessary consumables (including prices, etc.) 1. Measurement (nucleic acid amplification) A) Incubator (for tuberculosis only): HUMAN (others): HumaLoopT (GDF Product Code: 106632, US$3,467.54) B) Real-time turbidity meter (for both tuberculosis and malaria): Eiken Chemical (Japan): LoopampEXIA (2,000,000 yen) HUMAN (Other): HumaTurb C+A (GDF Product Code: 106633, US$18,855.81) 2. Sample processing equipment (extraction): Eiken Chemical (Japan): PureLAMP Heater (498,000 yen) HUMAN (Other): HumaHeat (GDF Product Code: 106636, US$1,138.46) 3. Consumables: Eiken Chemical (Japan): Pipette-60 set (12,000 yen) HUMAN (Other): Pipette-60 set (42.0 USD)
Warranty period	**1 year**
Lifetime	**Reagent: 14 months**
Facility requirements	**The equipment must be available for inspection.** **Equipment Installation Conditions** Operating temperature Temperature 5°C-40°C Humidity 30-80%RH Storage Environment Temperature -5°C-50°C Humidity 30-80%RH Power supply voltage AC100V-240V±10% 300VA power supply available
Maintenance **(*for medical equipment)**	**Japan: Eiken Chemical will ask the manufacturer to provide support.** **China and other countries: Maintenance service is available through local distributors or HUMAN Gesellschaft für Biochemica und Diagnostica mbH (https://www.human.de/).**
Regulatory approval status	**PMDA Manufacturing Recognition (2011), CE-mark IVDR Recognition (2017)** **NMPA/China China FDA Recognition (2014)**
International public procurement performance	**Funding from Global Fund, World Bank (Cameroon, Zambia, Nigeria, Vietnam, etc.)**

8. Contact and other information:

Contact address.	**Eiken Chemical Co., ltd.** **Sales Promotion Department 3, Section 1, Keiko Watanabe** **keiko1_watanabe@eiken.co.jp , +81-3-5846-3287**
Website	**https://www.eiken.co.jp/en/**

Case studies in low- and middle-income countries





Cameroon: Over 50 TB diagnostic laboratories have been introduced and routine testing has been initiated.
Zambia: 30 facilities have been introduced through inclusion in the national strategic plan and guidelines.
Nigeria: Introduced to 80 facilities, with more than 100,000 tests to be performed by 2022.

Testing workflow: Specimens (sputum) collected at each healthcare facility are transported to a laboratory equipped with testing equipment. Nucleic acid from the Mycobacterium tuberculosis complex is then extracted from the specimens using the PURE DNA extraction kit, and amplified using the LAMP method. The presence or absence of the Mycobacterium tuberculosis complex in the specimen is determined by analysing the amplification products.
The KNCV TB Foundation Nigeria has introduced tricycles ('Wellness on Keke') equipped with TB-LAMP and solar power systems to carry out tuberculosis testing in remote areas. By functioning as mobile laboratories, they provide rapid testing opportunities even to residents who find it difficult to access healthcare facilities.

Fujifilm Corporation

1. Name of product:

FUJIFILM SILVAMP TB LAM II

2. Image:



Overall view of FUJIFILM SILVAMP TB-LAM II for diagnosis of Tuberculosis

3. Primary Function: Diagnosis

4. Category: In vitro diagnostic Reagent

5. Sales information:

Price	**USD 50-150／box**
Year of launch	**2023**
Unit of sale	**1 box (10 tests)**
Place of sale	**South Africa, Namibia, Thailand, Indonesia, Malaysia, the Philippines**
Company name	**Fujifilm Corporation**
Model number	**16791704**

6. Targeted health issues and product overview:

This product is an antigen test kit to aid in the diagnosis of TB infection in people living with HIV (PLHIV).
Using a urine specimen, the test detects lipoarabinomannan (LAM), a component unique to Mycobacterium tuberculosis, in a highly sensitive, rapid, and simple manner. Tuberculosis (TB) causes 10 million new infections and 1.5 million deaths annually worldwide and is the leading cause of death among PLHIV. Sputum specimens are widely used in TB testing, but many PLHIV have difficulty in producing sputum, and a large percentage have extrapulmonary TB, which is difficult to detect with sputum specimens. The widespread use of this product can reduce the mortality rate due to TB and prevent the spread of infection by detecting TB infection and providing early treatment to many PLHIV who are overlooked in HIV highly endemic countries.

7. Product details:

Accessories and required consumables	**Kit Contents:** Test Cartridge and Reagent Tube・・・・・・・・・10 tests Nozzle・・・・・・・・・・・・・・・・・・・・・・・・・・・10 pieces Pipette・・・・・・・・・・・・・・・・・・・・・・・・・・・10 pieces Tube Rack・・・・・・・・・・・・・・・・・・・・・・・・・・1 pieces Quick Reference Guide・・・・・・・・・・・・・・・・・・1 pieces Instructions for Use・・・・・・・・・・・・・・・・・・・・1 pieces **Additional materials:** A urine collection cup and Timer
Warranty period	**None**
Lifetime	**2 years**
Facility requirements	**Operating temperature 15～35℃, humidity 30～80%**
Maintenance (*for medical equipment)	**Not required**
Regulatory approval status	**CE IVDD self-declaration (May 2022)** **South African SAHPRA Registration (March 2023)** **Indonesia MoH Registration (November 2023)** **Thailand TFDA registration (December 2024)** **Malaysia MDA registration (December 2024)**
International public procurement performance	None. **Clinical trials are underway to obtain WHO PQ for international public procurement via the Global Drug Facility (GDF) catalogue of the Stop TB Partnership.**

8. Contact and other information:

Contact address.	**Fujifilm Corporation Medical Systems Division, IVD Innovation Department** **Naoto Kimura (Mr.)** **Email：naoto.kimura@fujifilm.com** **Tel：+81-3-6271-1375**
Website	**(Reference: GHIT video)** **https://www.youtube.com/watch?v=xGPP9MiSMWA**

Case studies in low- and middle-income countries

It is used in hospitals (laboratories), clinics, diagnostic centres, health posts and similar facilities to assist doctors in diagnosing tuberculosis.

LPIXEL Inc.

1. Name of product:

EIRL Chest TB

2. Image: N/A

3. Primary Function: N/A

4. Category: AI for Medical Devices/ Diagnostic Imaging (Computer-Aided Detection; CAD)

5. Sales information:

Price	N/A
Year of launch	N/A
Unit of sale	N/A
Place of sale	N/A
Company name	N/A
Model number	N/A

6. Targeted health issues and product overview:

Tuberculosis remains one of the major public health challenges, particularly in low- and middle-income countries, and early diagnosis is crucial for its control. However, in these countries—where there is a shortage of physicians and medical resources—early detection is not always easy, and delays in detection often lead to severe illness and the spread of infection. As one solution to these challenges, our company has developed an AI-powered diagnostic support system that identifies suspected tuberculosis cases from chest X-ray images taken with X-ray machines—which are relatively widespread even in low- and middle-income countries. AI-based tuberculosis screening is recommended by the WHO, and as a company that has developed numerous AI-powered diagnostic support systems for conditions other than tuberculosis, we aim to contribute to streamlining tuberculosis diagnosis through our AI-powered diagnostic support technology.

7. Product details:

Accessories and required consumables	N/A
Warranty period	N/A
Lifetime	N/A
Facility requirements	N/A
Maintenance (*for medical equipment)	N/A
Regulatory approval status	Thai FDA Approval 68-2-2-2-0009328 (September 2025)
International public procurement performance	N/A

8. Contact and other information:

Contact address.	N/A
Website	N/A

Case studies in low- and middle-income countries

In April 2025, our company conducted a proof-of-concept (PoC) trial in Thailand in collaboration with the Bangkok Metropolitan Administration and the Faculty of Public Health at Mahidol University. The trial involved equipping a tuberculosis screening bus with our proprietary AI technology to improve the efficiency of tuberculosis screening. The results demonstrated the potential to notify patients suspected of having tuberculosis as early as the same day—a process that currently can take up to 2 to 3 weeks after an X-ray is taken—as well as to increase the number of tuberculosis cases detected overall.

TAUNS LABORATORIES, INC.

1. Name of product:

Capilia TB-Neo

2. Image:



3. Primary Function: Diagnosis

4. Category: In-vitro Diagnostic Reagent

5. Sales information:

Price	Please contact the parson in charge at TAUNS
Year of launch	2001: Capilia TB launched, 2007: Received WHO endorsement The successor product, Capilia TB-Neo, was launched in 2012, which also received WHO endorsement.
Unit of sale	100Test/Box OR 10Test/Box
Place of sale	Supply through UNOPS, The Global Fund, and the STOP TB partnership Supply through distributors in Asia, Africa, and Europe
Company name	TAUNS LABORATORIES, INC
Model number	CATB0870, Capilia TB-Neo 100Test/Box CATB0871, Capilia TB-Neo 10Test/Box (*1 Each product code is for overseas use., *2 In Japan, Kyokuto Pharmaceutical Industry Co., Ltd. is the distributor.)

6. Targeted health issues and product overview:



This product aligns with the vision for tuberculosis prevention by 2030, as articulated at the United Nations General Assembly High Level Meeting. Furthermore, the goal of ending tuberculosis by 2030 corresponds to Goal 3.3 of the Sustainable Development Goals (SDGs).

This product is an in vitro diagnostic reagent that detects MPT64 (MPB64), a protein secreted by Mycobacterium tuberculosis into the extracellular environment. After sputum samples are collected from patients and cultured, the culture fluid is used to perform a tuberculosis test using this product.

This product is listed in the Guidelines for Tuberculosis Bacteria Testing 2007 (Japanese Society for Tuberculosis, Committee for the Study of Methods for Testing Mycobacteria) and is used for the identification of tuberculosis. This product is also introduced in the WHO operational handbook on tuberculosis 3rd as a test for sputum cultures.

7. Product details:

Accessories and required consumables	The kit consists of the following: Capilia TB-Neo 100 Test/Box: 100 test plates Capilia TB-Neo 10 Test/Box: 10 test plates (*Please prepare the culture medium for acid-fast bacteria separately at each facility.)
Warranty period	27 months after manufacture
Lifetime	Storage temperature 2-30 ℃
Facility requirements	A facility that can perform acid-fast bacillus testing is required.
Maintenance (*for medical equipment)	This product is not covered under maintenance
Regulatory approval status	Ministry of Health, Labor and Welfare Japan Approval Number 21700AMZ00801000 European IVDR Approval (*Also approved in multiple countries, mainly in Asia.)
International public procurement performance	Procurement experience centered on the African and South Asian regions through GDFs such as the Stop TB Partnership. Procurement experience through bidding in each country through contract agents in each country. 2007: WHO endorsement Listed on: The Global Fund's procurement list for tuberculosis testing Listed on: STOP TB partnership's DIAGNOSTICS, MEDICAL DEVICES & OTHER HEALTH PRODUCTS 2022

8. Contact and other information:

Contact address.	Global business Department: Tsuyoshi Hayakawa tsuyoshi_hayakawa@tauns.co.jp Overseas business development office: Kazunari Nakaishi k_nakaishi@tauns.co.jp
Website	Our company's website (English): https://www.tauns.co.jp/en/ Capilia TB-Neo: https://www.tauns.co.jp/en/product/capilia-tb-neo/

Case studies in low- and middle-income countries



This product has been launched in about 40 countries, mainly in Africa and Asia.

1. Communicable Diseases

1.2 Malaria & Other Vector-Borne Diseases

ARKRAY Healthcare Pvt. Ltd.

1. Name of product:

Crystal Dengue Duo(Device)

2. Image:



3. Primary Function:

4. Category: Inspection Devices

5. Sales information:

Price	Please contact the company
Place of sale	Zambia, Somalia, Cote d'Ivoire, India, UAE, Myanmar, Indonesia, Honduras
Company name	ARKRAY Healthcare Pvt. Ltd.

6. Targeted health issues and product overview:

Rapid Lateral Flow Immunochromatographic Test for the detection of both Dengue NS1 antigen and differential IgG + IgM antibodies to dengue virus in Human serum, plasma or whole blood device.

7. Product details:

Lifetime	24 months
Regulatory approval status	N/A
International public procurement performance	N/A

8. Contact and other information:

Contact address	afinquiry@arkray.co.jp
Website	

ARKRAY Healthcare Pvt. Ltd.

1. Name of product:

Parahit f(Device)

2. Image:

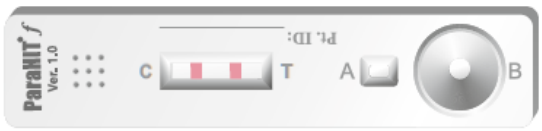

3. Primary Function:

4. Category: Inspection Devices

5. Sales information:

Price	Please contact the company
Place of sale	Tanzania, Uganda, DRC, Ghana, Zambia, Zimbabwe, Cameroon, Burundi, Sierra Leone, Malawi, Cote d'Ivoire, Kenya, South Africa, Cambodia, India, Malaysia, Philippines, UAE, Denmark, Netherlands, Switzerland, Dominican Republic, USA
Company name	ARKRAY Healthcare Pvt. Ltd.

6. Targeted health issues and product overview:

Rapid lateral flow Immunochromatographic device Test employing Monoclonal antibodies against the Pf Histidine Rich Protein (HRP)-II for the detection of P. falciparum in Whole Blood.

7. Product details:

Lifetime	24 months
Regulatory approval status	WHO Prequalification, CE marked
International public procurement performance	WHO-Malaysia, FIND (Foundation for Innovative New Diagnostics), Ministry of Health-Zambia, Ministry of Health-Burundi

8. Contact and other information:

Contact address	afinquiry@arkray.co.jp
Website	https://www.arkray.co.in/english/products/immunodiagnostic_products/rapid_tests/parahit_parahit_total.html

ARKRAY Healthcare Pvt. Ltd.

1. Name of product:

Parahit Total+(Device)

2. Image:



3. Primary Function:

4. Category: Inspection Devices

5. Sales information:

Price	Please contact the company
Place of sale	Tanzania, Uganda, Zambia, Zimbabwe, Cameroon, Burundi, Rwanda, Malawi, Cote d'Ivoire, Kenya, South Africa, India, Philippines, UAE, Indonesia, Singapore, Denmark, France, Switzerland
Company name	ARKRAY Healthcare Pvt. Ltd.

6. Targeted health issues and product overview:

Rapid Immunochromatographic device Test for P.falciparum and Pan Malarial species based on the detection of P.falciparum specific Histidine Rich Protein (HRP)-II and pan malarial species specific enzyme pLDH in whole Blood.

7. Product details:

Lifetime	24 months
Regulatory approval status	N/A
International public procurement performance	FIND (Foundation for Innovative New Diagnostics)

8. Contact and other information:

Contact address	afinquiry@arkray.co.jp
Website	https://www.arkray.co.in/english/products/immunodiagnostic_products/rapid_tests/parahit_parahit_total.html

Earth Corporation

1. Name of product:

ARS HANGING GUARD

2. Image: 60-day version



90-day version



3. Primary Function: Prevention (Products for vector control of mosquitoes that transmit malaria, dengue fever, etc.)

4. Category: Other Categories (Spatial emanator for adult mosquitoes)

5. Sales information:

Price	**Price: Quote provided separately based on requirements and quantity** **(*Reference retail prices:** **ARS HANGING GUARD 60: 3.9 USD, equivalent to 129 THB at Thai retail prices;** **ARS HANGING GUARD 90: 4.8 USD, equivalent to 159 THB at Thai retail prices)** *** 1 THB = 0.03 USD (based on the exchange rate as of August 19, 2026)**
Year of launch	**2022**
Unit of sale	**N/A**
Place of sale	**Thailand, the Philippines, and Malaysia**
Company name	**Earth (Thailand) Co., Ltd. (the Thai subsidiary of Earth Corporation)**
Model number	**N/A**

6. Targeted health issues and product overview:

Mosquitoes transmit many infectious diseases, such as dengue fever, malaria, Japanese encephalitis, chikungunya, and Zika fever, causing significant health impacts in low- and middle-income countries. As a measure against mosquitoes that cannot be fully controlled through source control or large-scale pest control, this product achieves "spatial repellency"—keeping mosquitoes away—simply by hanging it outdoors under eaves, in tents, at worksites, or indoors, allowing the active ingredient (metofluthrin) to naturally disperse into the air. It requires neither electricity nor water and is easy to install. With its long-lasting effectiveness of 60 or 90 days, it is easy to maintain even in areas with limited medical infrastructure or electricity, as well as in evacuation centers and temporary housing. By preventing mosquitoes from approaching living areas, it helps reduce the risk of mosquito-borne infectious diseases.

Product Features:
Prevents mosquitoes from entering when windows are open and eliminates mosquitoes in enclosed spaces of approximately 30 to 36 cubic meters.
Easy to use—simply hang it on a screen door or window. Effectiveness lasts for 60 or 90 days. No batteries or electricity required.

7. Product details:

Accessories and required consumables	Main product only. Disposable type with no consumables.
Warranty period	N/A (Consumer Goods)
Lifetime	Expiration Date: 3 years from the date of manufacture
Facility requirements	No power source, water or special equipment required
Maintenance (*for medical equipment)	Not required
Regulatory approval status	Products Registered with the Thai FDA ARS HANGING GUARD 60: Registration No. 457/2564 ARS HANGING GUARD 90: Registration No. 547/2564
International public procurement performance	N/A

8. Contact and other information:

Contact address.	Earth Corporation Global Research Department, Takashi Shimada (島田 孝志) Address: 3218-12 Sakoshi, Ako city, Hyogo, 678-0192 Phone: +81-791-48-1809, FAX: +81-791-48-1145 Email: shimada-takashi@earth.jp
Website	ARS HANGING GUARD 60: https://www.earth-th.com/ars-hanging-guard-60-fragrance-free/ ARS HANGING GUARD 90: https://www.earth-th.com/ars-hanging-guard-90-fragrance-free/

Case studies in low- and middle-income countries

Currently available in Thailand, the Philippines, and Malaysia.

Earth Corporation

1. Name of product:

ARS JET PREMIUM

2. Image:



3. Primary Function: Prevention (Products for vector control of mosquitoes that transmit malaria, dengue fever, etc.)

4. Category: Other Categories (Insecticides that provide both immediate indoor control of mosquitoes and long-lasting residual control of other sanitary pests)

5. Sales information:

Price	**Price: Quote provided separately based on requirements and quantity** **(*Reference retail price: 3.6 USD, converted from the Thai retail price of 119 THB)** *** 1 THB = 0.03 USD (based on the exchange rate as of August 19, 2026)**
Year of launch	**2026**
Unit of sale	**N/A**
Place of sale	**Thailand**
Company name	**Earth (Thailand) Co., Ltd. (the Thai subsidiary of Earth Corporation)**
Model number	**N/A**

6. Targeted health issues and product overview:

Mosquitoes transmit many infectious diseases, such as dengue fever, malaria, Japanese encephalitis, chikungunya, and Zika fever, causing significant health impacts in low- and middle-income countries. As a solution for mosquitoes that cannot be fully controlled through source control or large-scale pest management, this product is a multi-purpose aerosol insecticide that instantly eliminates flying mosquitoes in seconds and is also effective against a total of 13 types of pests, including ticks, bed bugs, and cockroaches. Simply spray into the air or into crevices using the 2-way nozzle to achieve both immediate elimination and residual control lasting up to 10 weeks. It requires neither electricity nor an open flame, making it easy to use and facilitating hygiene management even in homes and temporary facilities in areas with limited power supply. In addition to reducing the risk of mosquito-borne diseases, a single can contributes to pest control throughout your entire living environment.

Product Features:
Product Features: Instantly eliminates mosquitoes through space spraying and direct spraying.
When applied to walls, floors, and other surfaces, it provides up to 10 weeks of protection against cockroaches and other pests.
This aerosol insecticide is effective against a total of 13 types of public health and nuisance pests, including mosquitoes, ticks, bed bugs, flies, and cockroaches.

7. Product details:

Accessories and required consumables	Main product only. Disposable type with no consumables.
Warranty period	N/A (Consumer Goods)
Lifetime	Expiration Date: 3 years from the date of manufacture
Facility requirements	No power source, water or special equipment required
Maintenance (*for medical equipment)	Not required
Regulatory approval status	Product Registered with the Thai FDA ARS JET PREMIUM: Registration No. 439/2568
International public procurement performance	N/A

8. Contact and other information:

Contact address.	Earth Corporation Global Research Department, Takashi Shimada (島田 孝志) Address: 3218-12 Sakoshi, Ako city, Hyogo, 678-0192 Phone: +81-791-48-1809, FAX: +81-791-48-1145 Email: shimada-takashi@earth.jp
Website	In preparation

Case studies in low- and middle-income countries

Currently available in Thailand.

Earth Corporation

1. Name of product:

ARS ONE PUSH

2. Image: **90-day version**



120-day version



3. Primary Function: Prevention (Products for vector control of mosquitoes that transmit malaria, dengue fever, etc.)

4. Category: Other Categories (Residual-action space treatments for adult mosquitoes)

5. Sales information:

Price	**Price: Quote provided separately based on requirements and quantity** **(*Reference retail prices:** **ARS ONE PUSH 90: 4.5 USD, equivalent to 149 THB at Thai retail prices;** **ARS ONE PUSH 120: 5.1 USD, equivalent to 169 THB at Thai retail prices)** *** 1 THB = 0.03 USD (based on the exchange rate as of August 19, 2026)**
Year of launch	**2021**
Unit of sale	**N/A**
Place of sale	**Thailand**
Company name	**Earth (Thailand) Co., Ltd. (the Thai subsidiary of Earth Corporation)**
Model number	**N/A**

6. Targeted health issues and product overview:

Mosquitoes transmit many infectious diseases, such as dengue fever, malaria, Japanese encephalitis, chikungunya, and Zika fever, causing significant health impacts in low- and middle-income countries. As a measure against mosquitoes that cannot be fully controlled through source control or large-scale pest control, this product achieves "long-lasting space treatment" by dispersing its active ingredient into the air with just one push indoors, providing long-lasting mosquito control. It requires neither electricity nor an open flame, making it easy to use, and its effects last for 24 hours with a single spray, facilitating continuous control even in areas with limited power supply, as well as in homes, clinics, and temporary facilities. By providing sustained indoor mosquito control, it helps reduce the risk of mosquito-borne infectious diseases.

Product Features:
A single push provides 24 hours of mosquito control.
With once-daily use, each can lasts for 90 or 120 days.

7. Product details:

Accessories and required consumables	Main product only. Disposable type with no consumables.
Warranty period	N/A (Consumer Goods)
Lifetime	Expiration Date: 3 years from the date of manufacture
Facility requirements	No power source, water or special equipment required
Maintenance (*for medical equipment)	Not required
Regulatory approval status	Registered with the Thai FDA ARS ONE PUSH XTRA1: Registration No. 346/2563
International public procurement performance	N/A

8. Contact and other information:

Contact address.	Earth Corporation Global Research Department, Takashi Shimada (島田 孝志) Address: 3218-12 Sakoshi, Ako city, Hyogo, 678-0192 Phone: +81-791-48-1809, FAX: +81-791-48-1145 Email: shimada-takashi@earth.jp
Website	ARS ONE PUSH 90: https://www.earth-th.com/ars-one-push-xtra1-90-days-fragrance-free/ ARS ONE PUSH 120: https://www.earth-th.com/ars-one-push-xtra1-120-days-pink-blossom/

Case studies in low- and middle-income countries

Currently available in Thailand.

Earth Corporation

1. Name of product:

HADAMAMO

2. Image:



3. Primary Function: Prevention (Products for vector control of mosquitoes that transmit malaria, dengue fever, etc.)

4. Category: Quasi-drugs for pest control (Repellents for human use against mosquitoes, ticks, etc.)

5. Sales information:

Price	**Quote provided separately based on requirements and quantity** **(*Reference retail price: 4.4 USD, equivalent to 698 yen at Japanese retail prices)** *** 1 USD = 159.09 yen (based on the exchange rate as of August 19, 2026)**
Year of launch	**2024**
Unit of sale	**N/A**
Place of sale	**Japan**
Company name	**Earth Corporation**
Model number	**N/A**

6. Targeted health issues and product overview:

Mosquitoes transmit many infectious diseases, such as dengue fever, malaria, Japanese encephalitis, chikungunya, and Zika fever, causing significant health impacts in low- and middle-income countries. As a measure against mosquitoes in environments where environmental and facility-based controls are ineffective—such as during the day or outdoors—this product line provides "personal protection" by simply applying it to the skin, where the active ingredient (DEET) directly blocks mosquitoes from biting. It is easy to carry, does not rely on infrastructure, and is a low-irritation formula suitable for use from 6 months of age. By preventing bites that other environmental controls cannot fully address, it helps reduce the risk of mosquito-borne diseases.

Product Features:
This human repellent contains 10% DEET as the active ingredient, has a mildly acidic pH similar to that of the skin, and includes four moisturizing ingredients. It directly blocks bloodsucking from a total of nine types of pests, including mosquitoes, ticks, bed bugs, and mountain leeches. The repellent effect against adult mosquitoes lasts approximately 11 to 13 hours per application (*Reapply as needed depending on elapsed time, perspiration, and other conditions).
It does not rely on infrastructure such as electricity or water, allowing mosquito protection during daily activities. (*Suitable for use from 6 months of age. Children under 12 years of age have daily usage limits based on their age.)

7. Product details:

Accessories and required consumables	Main product only. Disposable type with no consumables.
Warranty period	N/A (Consumer Goods)
Lifetime	Expiration Date: 3 years from the date of manufacture
Facility requirements	No power source or special equipment required
Maintenance (*for medical equipment)	Not required
Regulatory approval status	Approved in Japan as a quasi-drug for pest control Earth Insect Repellent HJ1a: Approval Number 30700DZX00768000
International public procurement performance	N/A

8. Contact and other information:

Contact address.	Earth Corporation Global Research Department, Takashi Shimada (島田 孝志) Address: 3218-12 Sakoshi, Ako city, Hyogo, 678-0192 Phone: +81-791-48-1809, FAX: +81-791-48-1145 Email: shimada-takashi@earth.jp
Website	https://www.earth.jp/products/hadamamo-mist-200/index.html

Case studies in low- and middle-income countries

Currently available in Thailand and Hong Kong.

Eiken Chemical Co., ltd.

1. Name of product:

Loopamp™ Malaria Pan Detection Kit

Loopamp™ Malaria Pf Detection Kit

Loopamp™ Malaria Pv Detection Kit

2. Image:



3. Primary Function: Diagnosis

4. Category: In vitro Diagnostic Reagent

5. Sales information:

Price	**N/A**
Year of launch	**2017**
Unit of sale	**1 kit**
Place of sale	Ethiopia, Laos, Cambodia
Company name	**HUMAN Gasellschaft fur Biochemica und Diagnostica mbH**
Model number	**977000 (Pan), 978000(Pf), 975000(Pv)**

6. Targeted health issues and product overview:

Malaria is one of the world's three major infectious diseases, affecting many countries, and the number of malaria patients worldwide will reach 247 million in 2021. Under these circumstances, highly sensitive diagnostic techniques are needed to prevent the spread of infection and to eradicate malaria. To solve these problems, malaria-LAMP was developed as a simple, rapid, and highly sensitive in vitro diagnostic product (molecule diagnostics test) that can detect up to one parasite. The company is now developing a test to contribute to the elimination of malaria by 2030.

7. Product details:

Accessories and required consumables	**Incubator (malaria only):** Eiken Chemical (Japan): LF160 (680,000 JPY), HUMAN (overseas): HumaLoopM (-) **Real-time turbidimeter (for both TB and malaria):** Eiken Chemical (Japan): LoopampEXIA (2,000,000 JPY) HUMAN (Overseas): HumaTurb C+A HumaTurb (-)
Warranty period	**1 year**
Lifetime	**Reagents: 18 months**
Facility requirements	**The equipment must be available for inspection.** **Equipment Installation Conditions** Operating temperature Temperature 5°C-40°C Humidity 30-80%RH Storage Environment Temperature -5°C-50°C Humidity 30-80%RH Power supply voltage AC100V-240V±10% 300VA power supply available
Maintenance (*for medical equipment)	**Maintenance is available through local distributors or HUMAN Gesellschaft für Biochemica und Diagnostica mbH (https://www.human.de/)**
Regulatory approval status	**CE-IVDR Class C certified and EUDAMED registered**
International public procurement performance	**Demonstration tests are underway with support from GHIT, SATREPS, and others. No international public procurement experience.**

8. Contact and other information:

Contact address.	**Eiken Chemical Co., ltd.** **Sales Promotion Department 3, Section 1, Keiko Watanabe** **keiko1_watanabe@eiken.co.jp, +81-3-5846-3287**
Website	**https://www.eiken.co.jp/en/**

Case studies in low- and middle-income countries







- Swatini, Colombia, Laos, Cambodia, and Ethiopia (introduced under CE-IVDD specifications).
- Thailand (AMED), Senegal (Elimination Program Development)
- Vietnam (UNOPS Epidemiological Survey), and several other projects are under development.
- Laos, Philippines (NCGM project scheduled to start in 2023)
- The testing process involves transporting specimens (blood, etc.) collected at each medical facility to a laboratory equipped with testing facilities, extracting nucleic acids of Plasmodium spices from the specimens, and amplifying and detecting them by the LAMP method to determine whether Plasmodium spices is present in the specimens.

Fujifilm Corporation

1. Name of product:

FUJIFILM SILVAMP Dengue NS1 Ag

2. Image:



Overall view of FUJIFILM SILVAMP Dengue NS1 Ag for diagnosis of Dengue

3. Primary Function: Diagnosis

4. Category: In vitro Diagnostic Reagent

5. Sales information:

Price	**USD 50-100／box**
Year of launch	**2022**
Unit of sale	**1 box (10 tests)**
Place of sale	Thailand, Philippines, Indonesia
Company name	**Fujifilm Corporation**
Model number	**16767674**

6. Targeted health issues and product overview:

- This product is an antigen test kit to aid in the diagnosis of dengue virus infection (dengue fever). Using whole blood, serum, or plasma samples, the kit detects NS1, a component unique to the dengue virus, with high sensitivity, speed, and convenience.
- Dengue fever is endemic in more than 100 countries in Southeast Asia and Africa, with an estimated 400 million people infected annually.
- The risk of severe disease is increased, especially after the second infection, but the low level of NS1 antigen in the blood makes detection difficult.
- Early detection and treatment of dengue fever through the widespread use of this product, which is capable of highly sensitive detection of NS1, will help reduce the mortality rate.

7. Product details:

Accessories and required consumables	**Kit Contents** Test Cartridge・・・・・・・・・・・・・・・・・・・・・・・・・・・・・・・・10 tests R1 tube (including dilution buffer) ・・・・・・・10 × 0.45 mL/tube Pipette・・・・・・・・・・・・・・・・・・・・・・・・・・・・・・・・・・・・10 pieces Tube rack (for R1 tube) ・・・・・・・・・・・・・・・・・・・・・・・・・1 pieces Nozzle (for R1 tube) ・・・・・・・・・・・・・・・・・・・・・・・・・・10 pieces Instructions for use・・・・・・・・・・・・・・・・・・・・・・・・・・・1 pieces
Warranty period	**None**
Lifetime	**2 years**
Facility requirements	**Operating temperature 15～30°C, humidity 30～80%**
Maintenance **(*for medical equipment)**	**Not required**
Regulatory approval status	**CE IVDD self-declaration (March 2022)** **Thailand FDA registration (August 2022)** **Indonesia MoH registration (October 2022)**
International public procurement performance	**None**

8. Contact and other information:

Contact address.	**Fujifilm Corporation Medical Systems Division, IVD Innovation Department** **Yuji Otsubo (Mr.)** **Email : yuji.otsubo@fujifilm.com** **Tel : +81-3-6271-1375**
Website	**https://global.fujifilm.com/en/** ***Check the product page by selecting the country of sale from this website. (Reference: Thailand)** **https://www.fujifilm.com/th/th/healthcare/poct/immuno/silvamp-dengue-ns1-ag**

Case studies in low- and middle-income countries

It is used in hospitals (laboratories) and clinics to assist physicians in diagnosing dengue virus infection (dengue fever).

Mitsui Chemicals Crop & Life Solutions, Inc.

1. Name of product:

VECTRON™ T500

2. Image:



3. Primary Function: Control of Malaria-Vector Mosquitoes

4. Category: Insecticides for Indoor Residual Spraying

5. Sales information:

Price	**Quotes available based on specific requirements**
Year of launch	**2023**
Unit of sale	**100 bags per case**
Place of sale	**Orders are handled in Japan, and products are sold to various African countries.**
Company name	**Mitsui Chemicals Crop & Life Solutions, Inc.**
Model number	**N/A**

6. Targeted health issues and product overview:

Malaria is an infectious disease transmitted by *Anopheles* mosquitoes and remains a major public health challenge, particularly in sub-Saharan Africa. The increase of mosquito resistance to existing insecticides has highlighted the need for vector control products with new modes of action.
VECTRON™ T500 is an indoor residual spraying (IRS) insecticide for public health developed by Mitsui Chemicals Crop & Life Solutions, Inc. It is a wettable powder formulation containing 50% TENEBENAL™ as the active ingredient. TENEBENAL™ is a meta-diamide insecticide with a novel mode of action classified under IRAC Group 30, and it provides high efficacy even against mosquitoes resistant to existing insecticides. VECTRON™ T500 has long-lasting residual efficacy and supports insecticide resistance management (IRM) strategies as a new option for IRS program. The product has been prequalified by WHO (WHO-PQ) for indoor residual spraying and contributes to reducing malaria transmission risk through effective control of malaria-vector mosquitoes.

7. Product details:

Accessories and required consumables	N/A
Warranty period	Based on individual sales conditions
Lifetime	Shelf life: 3 years from the date of manufacture
Facility requirements	N/A
Maintenance (*for medical equipment)	N/A
Regulatory approval status	Uganda, Rwanda, Ghana, Zambia, Zimbabwe, Mozambique, Kenya, Sierra Leone, Mali, Senegal, Burkina Faso, Cabo Verde, Chad, Gambia, Guinea-Bissau, Mauritania, Niger, Tanzania, Côte d'Ivoire, Malawi.
International public procurement performance	World Health Organization, Global Fund, U.S. Government/PMI Evolve, Médecins Sans Frontières

8. Contact and other information:

Contact address.	vectron@mitsuichemicals.com takeo.maezawa@mitsuichemicals.com
Website	https://www.vectront500.com/

Case studies in low- and middle-income countries

The product has been introduced in the following African countries:
Ghana, Rwanda, Zambia, Uganda, Mozambique, Madagascar, Equatorial Guinea, Burundi, Djibouti, and Sierra Leone.

SORA Technology Co.,Ltd.

1. Name of product:

SORA Malaria Control

2. Image:





3. Primary Function: Prevention services for tropical mosquito-borne diseases such as malaria and dengue fever

4. Category: e-Health, Vector control

5. Sales information:

Price	Quotation provided based on the size and population of the target district
Year of launch	2023
Unit of sale	By community & district unit
Place of sale	Ghana, Sierra Leone, Benin, Senegal, Kenya
Company name	SORA Technology Co.,Ltd.
Model number	-

6. Targeted health issues and product overview:

This solution is designed for the prevention and control of mosquito-borne diseases such as malaria. One of the key challenges in preventing the spread of these diseases is the identification and effective management of breeding sites,pools of standing water where mosquito larvae develop.

By combining wide-area imaging from fixed-wing drones with advanced AI-based analysis, this product can accurately identify high-risk locations that are difficult to detect using conventional satellite imagery or ground surveys. It supports efficient implementation of Larval Source Management (LSM), as recommended by the WHO, by enabling targeted larvicide application only where necessary. This approach significantly reduces the treatment area, pesticide usage, and labor costs.

As a result, even with limited resources, it enables sustainable and effective malaria control.

7. Product details:

Accessories and required consumables	Fixed-wing drone, software, and larvicide (as required based on project specifications)
Warranty period	-
Lifetime	-
Facility requirements	-
Maintenance (*for medical equipment)	Fixed-wing drone and software updates
Regulatory approval status	N/A
International public procurement performance	N/A

8. Contact and other information:

Contact address.	masaki.umeda@sora-tech.com masahiro.yamaguchi@sora-tech.com
Website	-

Case studies in low- and middle-income countries

- **Sierra Leone (2022–present):**
  Signed MOUs with Njala University and the Ministry of Health and conducted pilot implementation of AI-based larval source detection using fixed-wing drones. Our technology has also been adopted in local research projects.




Ghana (2023–present):

Through a JICA public-private partnership project, collaborated with the Noguchi Memorial Institute for Medical Research, the University of Gahna and others to carry out insecticide spraying using our technology, leading to significant reductions in labor and chemical costs.





Sysmex Corporation

1. Name of product:

Automated Hematology Analyzer XN-31

2. Image:



3. Primary Function: Diagnosis

4. Category: In Vitro Diagnostic Equipment

5. Sales information:

Price	**Contact Sysmex's local affiliate or distributor**
Year of launch	**2019**
Unit of sale	**Equipment: 1 unit**
Place of sale	**Africa, Europe Middle East, Asia (include Japan)**
Company name	**Sysmex Corporation**
Model number	**N/A**

6. Targeted health issues and product overview:

The Automated Hematology Analyzer XN-31 is a valuable tool for malaria diagnosis, particularly in malaria prevalent regions, such as Africa. This analyzer not only delivers rapid (1 minute to results) and accurate results but also demonstrates high sensitivity, which is crucial for the early detection of malaria parasite infections. This capability enables prompt treatment, significantly reducing the risk of malaria-related fatalities.

Additionally, the XN-31 is user-friendly, requiring no highly specialized laboratory technicians for operation.
In addition to malaria diagnostics, the XN-31 simultaneously provides Complete Blood Count (CBC) parameters, which are essential for monitoring patients' overall health and identifying other blood disorders, including anemia.

7. Product details:

Accessories and required consumables	Reagents, controls are required
Warranty period	Contact Sysmex's local affiliate or distributor
Lifetime	Contact Sysmex's local affiliate or distributor
Facility requirements	This product is designed for use in medical institutions, such as laboratories.
Maintenance (*for medical equipment)	Periodic maintenance is required (*Contact Sysmex's local affiliate or distributor for details).
Regulatory approval status	Approved in Japan by the PMDA (2020), CE-IVD certified in Europe (2019) Approved in several malaria-endemic African countries such as Ghana, Kenya, Tanzania etc Also approved in Middle East (Israel, Saudi Arabia, etc.), and the South-East Asia (Philippines, Malaysia, etc.)
International public procurement performance	• **WFP International Cooperation Grant Aid (Ghana)** Installed in "Universal 'Nutrition' Health Coverage Plan through a Sustainable System for Improving Nutrition (WFP Partnership)". • **UNDP International Cooperation Grant Aid (Ghana)** Installed in "Digital Solutions for Health, Nutrition and Medical Care (UNDP Partnership)" has been introduced.

8. Contact and other information:

Contact address.	Nakamura Yukiko nakamura.yukiko.1@sysmex.co.jp +81-3-5434-8910
Website	https://www.sysmex-europe.com/products/diagnostics/haematology/xn-31-malaria-diagnostics/

Case studies in low- and middle-income countries



▲WFP International Cooperation Grant Aid



▲UNDP Grant Assistance for International Cooperation



▲Laboratory in Ivory Coast



▲Laboratory in Nigeria

At the top, you will find examples of international cooperation grants from WFP and UNDP, while the bottom features illustrations of their implementation across various countries.

VisGene Ltd

1. Name of product:

VisCheck™ Dengue NS1 Rapid Antigen Serotyping Test

2. Image:



3. Primary Function: Diagnosis

4. Category: In vitro Diagnostic Reagent

5. Sales information:

Price	USD 250–375/box
Year of launch	2025
Unit of sale	1 box (25test)
Place of sale	Thailand
Company name	VisGene Ltd
Model number	VCDV066, VisCheck DVNS1 – 25 test/Box

6. Targeted health issues and product overview:

This product is an NS1 serotype-specific diagnostic kit for the detection of dengue virus. Dengue fever is endemic in over 100 countries, particularly in Southeast Asia, Latin America, and Africa, with approximately 400 million infections annually.

This kit enables high-sensitivity detection of the NS1 antigen from serum and allows for rapid identification of the infecting dengue serotype (types 1–4).
Since secondary infection with a different serotype increases the risk of severe illness, serotype-specific diagnosis is of growing importance.

While the case fatality rate can reach 20–30% without appropriate treatment following severe symptoms, proper clinical management is expected to reduce the rate to below 0.5%.

7. Product details:

Accessories and required consumables	Kit Contents • Test Cartridge: 25 Tests • Buffer bottle: 1 (4 ml) • Instructions: 1 sheet
Warranty period	N/A
Lifetime	2 years
Facility requirements	Storage and operating temperature: 2–30°C
Maintenance (*for medical equipment)	Not required (No regular maintenance needed as a medical device)
Regulatory approval status	Thailand FDA registration (August 2024)
International public procurement performance	N/A

8. Contact and other information:

Contact address	3-23-15, Imamiya, Mino, Osaka,562-0033, Japan Kunihiro Kaihatsu (Ph. D) Email : kaihatsu@visgene.com +81-6-4864-4566
Website	https://visgene.com/

Case studies in low- and middle-income countries

In Thailand, early diagnosis and serotype identification of dengue fever remain critical challenges, leading to the introduction of our NS1 antigen rapid test with serotyping capability. Approved by the Thai Ministry of Public Health in 2024, the test has been implemented in collaboration with local hospitals to support frontline care. By enabling early detection and prediction of severe cases, it contributes to timely intervention and improved patient outcomes.

1. Communicable Diseases

1.3 HIV/AIDS & Viral Hepatitis

ARKRAY Healthcare Pvt. Ltd.

1. Name of product:

Crystal HBsAg(Device)

2. Image:



3. Primary Function:

4. Category: Inspection Devices

5. Sales information:

Price	Please contact the company
Place of sale	Tanzania, Malawi, Burundi, Kenya, Uganda, DRC, Mozambique, Nigeria, Ghana, Zambia, Zimbabwe, Burundi, Rwanda, Cameroon, Cote d'Ivoire, Senegal, Sierra Leone, Sudan, Lebanon, UAE, Nepal, India, Indonesia, Bolivia, USA
Company name	ARKRAY Healthcare Pvt. Ltd.

6. Targeted health issues and product overview:

Rapid Lateral Flow Immunochromatographic Test for the detection of Hepatitis B Surface Antigen in Serum & Plasma.

7. Product details:

Lifetime	24 months
Regulatory approval status	N/A
International public procurement performance	N/A

8. Contact and other information:

Contact address	afinquiry@arkray.co.jp
Website	https://www.arkray.co.in/english/products/immunodiagnostic_products/rapid_tests/crystal_hbsag_devicedipstick.html

ARKRAY Healthcare Pvt. Ltd.

1. Name of product:

Crystal HCV(Device)

2. Image:

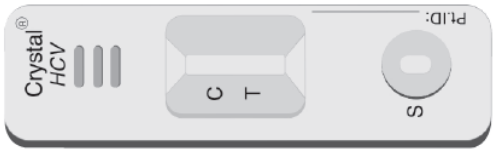

3. Primary Function:

4. Category: Inspection Devices

5. Sales information:

Price	Please contact the company
Place of sale	Tanzania, Malawi, Burundi, Kenya, Nigeria, DRC, Mozambique, Cote d'Ivoire, Nepal, Sudan, Senegal, India, UAE, Lebanon, Indonesia, Georgia, Bolivia, Beligium, Australia
Company name	ARKRAY Healthcare Pvt. Ltd.

6. Targeted health issues and product overview:

Rapid Lateral flow Immunochromatographic Test for the detection of antibodies to Hepatitis C virus (HCV) antibody in human whole blood Serum & Plasma.

7. Product details:

Lifetime	24 months
Regulatory approval status	N/A
International public procurement performance	N/A

8. Contact and other information:

Contact address	afinquiry@arkray.co.jp
Website	https://www.arkray.co.in/english/products/immunodiagnostic_products/rapid_tests/signal_hcv_ver_30.html

ARKRAY Healthcare Pvt. Ltd.

1. Name of product:

Crystal HIV-1/2(Device)

2. Image:



3. Primary Function:

4. Category: Inspection Devices

5. Sales information:

Price	Please contact the company
Place of sale	Zambia, DRC, Senegal, India, UAE, Myanmar, Lebanon, Indonesia, Hong Kong
Company name	ARKRAY Healthcare Pvt. Ltd.

6. Targeted health issues and product overview:

Lateral flow Immunochromatographic one step rapid visual test for HIV 1 & 2 antibody in Human Serum, Plasma or whole blood.

7. Product details:

Lifetime	24 months
Regulatory approval status	N/A
International public procurement performance	N/A

8. Contact and other information:

Contact address	afinquiry@arkray.co.jp
Website	https://www.arkray.co.in/english/products/crystal_hiv.html

1. Communicable Diseases

1.4 Other Communicable Diseases

ARKRAY Healthcare Pvt. Ltd.

1. Name of product:

Crystal VC(Dipstick)

2. Image:



3. Primary Function:

4. Category: Inspection Devices

5. Sales information:

Price	Please contact the company
Place of sale	Ghana, Mozambique, Ethiopia, Tanzania, Somalia, Angola, Malawi, Nigeria, DRC, Burkina Faso, Zambia, Zimbabwe, Kenya, Philippines, India, South Korea UAE, Malaysia, Bangladesh, Lebanon, Iran, Singapore, Portugal, Denmark, Netherlands, France, Germany, Switzerland, United Kingdom, USA
Company name	ARKRAY Healthcare Pvt. Ltd.

6. Targeted health issues and product overview:

Rapid visual Immunochromatographic Test for qualitative and differential detection of V. Cholerae in stool.

7. Product details:

Lifetime	18 months
Regulatory approval status	N/A
International public procurement performance	WHO(Switzerland), WHO-Malaysia, Ministry of Health-Uganda

8. Contact and other information:

Contact address	afinquiry@arkray.co.jp
Website	https://www.arkray.co.in/english/products/immunodiagnostic_products/rapid_tests/crystal_vc.html

K.K. Mirai Genomics, K.K. DNAFORM

1. Name of product:

Portable highly sensitive Nucleic Acid Amplification Test System 「GenPad®」 Series

2. Image:



3. Primary Function: Diagnosis

4. Category: In-vitro diagnostics (IVD) pharmaceuticals (test kits) and analytical instruments

5. Sales information:

Price	Analyzer: US$2,000-3,000/set Cartridge: US$ 5-20/piece
Year of launch	**2023**
Unit of sale	**One kit**
Place of sale	**Tsurumi-ku, Yokohama-shi,Kanagawa, Japan**
Company name	**K.K. Mirai Genomics, K.K. DNAFORM**
Model number	**[Cartidge]** **GenPad Smart GBS: ID074 (IVDR)** **GenPad Smart CoV： ID073 (IVDD)** **GenPad Smart FluA/FluB/CoV: ID072 (IVDD)** **[Analyzer]** **GenPad® Analyzer Dx:GA002（domestic）、GA003（abroad）**

6. Targeted health issues and product overview:

K.K. DNAFORM specializes in the development and manufacturing of in-vitro diagnostics (IVD), with a strong focus on infectious disease testing. K.K. DNAFORM is also the parent company of K.K. Mirai Genomics, a provider of innovative diagnostic solutions, which is "GenPad," a rapid and mobile nucleic acid testing system. This product is a next-generation Point-of-Care Testing (POCT) device that uniquely combines a compact design, high sensitivity, rapid performance, and exceptional ease of use. It is engineered to significantly improve efficiency and streamline workflows in various medical settings. Available cartridges of GenPad are Covid 19/Flu, GBS, CT/NG/MG, NG/MH/US, Mpox/Pan-orthopox, HSV-1/2, CMV etc. We are expanding our cartridge menu.

7. Product details:

Accessories and required consumables	**GenPad™ Analyzer** In vitro medical device designed to provide useful information for the diagnosis of infection with viruses, bacteria, etc. by extracting and purifying specific target from biological samples followed by the preparation of isothermal amplification reaction solutions and qualitative detection of the target by PCR (Polymerase Chain Reaction) method. (for professional use) GMDN code - 48030: Isothermal nucleic acid amplification analyser IVD, laboratory **GenPad™ Smart GBS** in vitro diagnostic medical device (cartridge) designed to qualitatively detect Group B Streptococcus (GBS) RNA in low vaginal/rectal swab specimens, and performed using GenPad analyzer. (for professional use) GMDN code - 51756: Beta-haemolytic Group B Streptococcus nucleic acid IVD, reagent **GenPad Smart SARS-CoV2** in vitro diagnostic medical device (cartridge) designed for detecting SARS-CoV-2 RNA in nasopharyngeal and oropharyngeal swab specimens using the GenPad Analyzer (for professional use). GMDN Code - 52521: Nucleic Acid Extraction/Isolation Kit IVD. **GenPad Smart FluA/FluB/CoV** in vitro diagnostic medical device (cartridge) designed for detecting FluA/FluB/CoV RNA in nasopharyngeal and oropharyngeal swab specimens using the GenPad Analyzer (for professional use). GMDN Code - 52521: Nucleic Acid Extraction/Isolation Kit IVD.
Warranty period	**Analyzer: 24 months, Cartridge: 18 months (under 4-10℃storage)**
Lifetime	**Analyzer: 24 months, Cartridge: 18 months (under 4-10℃storage)**
Facility requirements	**Analyzer Storage Conditions: -5°C to 30°C, Relative Humidity: 10% to 85% RH (non-condensing) Cartridge: Storage Conditions: +2°C to +25°C (Shelf Life: 6 months)**
Maintenance **(*for medical equipment)**	**To be arranged**
Regulatory approval status	**GenPad®Smart GBS : IVDR Class-C (2025)**
International public procurement performance	N/A

8. Contact and other information:

Contact address.	**K.K. Mirai Genomics, K.K. DNAFORM** **Tel: +81 45 510 0607** **Email: naotaka.minezaki@dnaform.jp**
Website	**K.K. Mirai Genomics** **https://www.miraigenomics.jp/en/about** **K.K. DNAFORM** **https://www.dnaform.jp**

Case studies in low- and middle-income countries

Georgia: 1 set of GenPad®Analyzer and 10 pieces of GenPad®Smart GBS were supplied to ABM LTD (Tbilisi) in 2025 for research use only.

Philippine: 2 sets of GenPad®Analyzer and 10 pieces of GenPad®Smart Cov/Flu were supplied to Alcantron Corporation (Manila) in 2024 for research use only.

SORA Technology Co.,Ltd.

1. Name of product:

SORA Health Intelligence Room

2. Image:

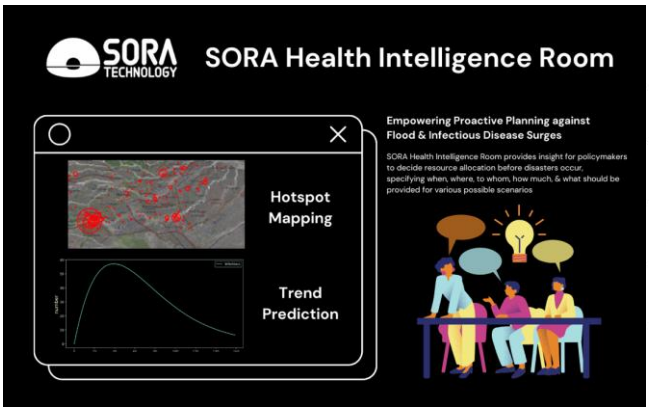

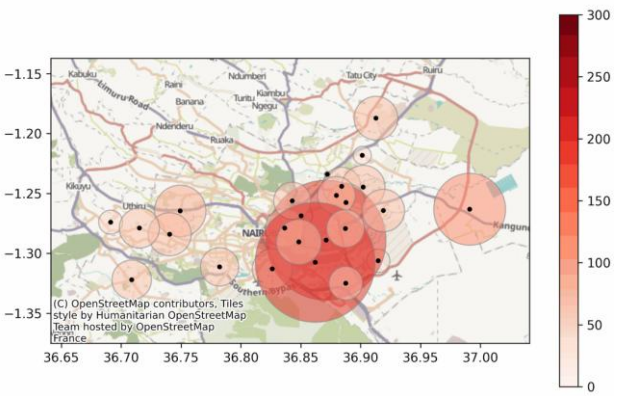

3. Primary Function: Prevention services for mosquito-borne and waterborne infectious diseases

4. Category: e-Health and Digital Health/Public Health Surveillance Platform

5. Sales information:

Price	Quotation available upon request based on requirements
Year of launch	2024
Unit of sale	By district unit, and type of reporting
Place of sale	N/A
Company name	SORA Technology Co.,Ltd.
Model number	-

6. Targeted health issues and product overview:

This is an AI-based public health support platform designed to predict and visualize the outbreak risks of mosquito-borne and waterborne infectious diseases, particularly diarrhea and typhoid fever, caused by climate change and extreme weather events, based on flood risk assessments (hazard maps).

Utilizing drone and satellite data, along with topographical and rainfall history, the system performs flood and inundation simulations to generate high-precision hazard maps. These maps are then overlaid with data on inundated areas, vulnerabilities in sanitation infrastructure, and historical infection patterns to identify high-risk zones for disease outbreaks.

This enables health authorities to make strategic decisions on the allocation of medical supplies and prioritization of WASH (Water, Sanitation, and Hygiene) interventions. The platform is particularly effective in improving infectious disease prevention in areas with fragile sanitary conditions, such as urban slums and refugee camps.

7. Product details:

Accessories and required consumables	Software
Warranty period	-
Lifetime	-
Facility requirements	-
Maintenance (*for medical equipment)	Software update
Regulatory approval status	Not required
International public procurement performance	None (selected as one of the final 10 companies in the Gavi INFUSE program)

8. Contact and other information:

Contact address.	masaki.umeda@sora-tech.com masahiro.yamaguchi@sora-tech.com
Website	-

Case studies in low- and middle-income countries

- **Kenya**
  Implemented as a pilot project in Nairobi, Kenya, in collaboration with the Nairobi City County Government and the Tokyo Metropolitan Government.





2. Noncommunicable Diseases

CMIC Group

1. Name of product:

Renischem® Urinary L-FABP POC Kit – in-vitro diagnosis for renal diseases

2. Image:



Fig: Overall system consisted of IVD products “POC kit” and medical devices "POC test reader”

3. Primary Function: Diagnosis (e.g., triage of acute kidney injury severity through urinalysis, extensive screening for chronic kidney disease)

4. Category: In vitro diagnostic products (POC Kit), Medical devices (POC Reader)

5. Sales information:

Price	**POC kit: USD 10～20/test (Reference: Japanese reimbursement price USD 20)** **POC reader: USD 2000～3000**
Year of launch	**POC kit: 2016** **POC reader: 2023**
Unit of sale	**POC kit: 20 test/box** **POC reader: 1 unit**
Place of sale	**POC kit: Japan, Philippines, Italy** **POC reader: Taiwan**
Company name	**POC kit: CMIC HOLDINGS Co., Ltd. (CHD)** **POC reader: Timewell Medical Co., Ltd. (CHD Partner)**
Model number	**POC kit: (Certification No.) 228ADEZX00067000** **POC reader: (Notification No.) 13B3X10354000001**

6. Targeted health issues and product overview:

Early detection of kidney disease, which is increasing in emerging and developing countries, is an important means of avoiding dialysis. The L-FABP kit, a simple urine test developed in Japan, can accurately identify the risk of severe renal disease and is included in national and international guidelines. In regions with inadequate access to medical care, its usefulness has been demonstrated in global outreach studies conducted by the Japanese Society of Nephrology and other organizations.
This product is a Point of Care (POC)-type kit for screening that determines the test line shading in three semi-quantitative levels (-, +, ++) 15 minutes after a 0.1mL drop of urine sample. It is also applicable to quantitative measurement of that test cassette with a handy reader.

7. Product details:

Accessories and required consumables	**POC kit:** The test cassette, pre-treatment tube, syringe, and desiccant are sealed inside an aluminium pouch for one test. A urine collection cup is provided as a consumable. **POC reader:** Reader body, calibration cassettes (Calibration devices), AC adapter. Consumables are not required, but a timer is useful for accurate measurement of test intervals when multiple samples are tested continuously.
Warranty period	**POC kit: 1.5 year** **POC reader: 1.5 year**
Lifetime	**POC kit: 1.5 year** **POC reader: 3 years**
Facility requirements	**POC kit:** No specific requirements (room temperature storage) **POC reader:** Continuous power supply (AC power, 120-240V, 50/60H, 0.45-0.2A, battery lasts 2 hours, 4-hour charge), temperature -10 to 50°C, relative humidity 80% max.
Maintenance (*for medical equipment)	**POC reader: Replace only the calibration cassette every 1.5 years**
Regulatory approval status	**POC kit: PMDA approval (2016), CE mark acquisition (2016)** **POC reader: PMDA notification (2023)**
International public procurement performance	**Not yet procured**

8. Contact and other information:

Contact address.	**Contact: Takeshi Sugaya, Ph.D** **Email : takeshi-sugaya@cmic.co.jp** **Tel:+81-3-76779-8017**
Website	https://fabp.jp/eng/

Case studies in low- and middle-income countries



Picture: Examples of Urine L-FABP POC Kit Applications

Philippine: Purchase agreement (2017) with local distributor (ULIVaccines Inc., UNILAB group). 1000tests have been purchased annually.
As a case study in a low- and middle-income country, it was shown that a simple urine L-FABP test at the time of presentation could reduce the hospitalization burden to triage the risk of COVID-19 severity in four Manila hospitals[1)].
It has also been used for research purposes in Bangladesh[2)], Thailand, and Vietnam to screen for drug-induced kidney injury and early renal disease by urinalysis (see attached picture). Urine L-FABP is relatively stable and can be used for health screening in areas without refrigeration facilities.

1) Chua A., et al., PHILIPPINE JOURNAL OF INTERNAL MEDICINE 60(4), 2022
2) Noiri E and T.K. Jha T.K., “Kala Azar in South Asia”, Springer; 2nd ed., 2016

Eiken Chemical Co., ltd.

1. Name of product:

Fecal occult blood test analyzer "OC-SENSOR R70"

2. Image:



3. Primary Function: Prevention

4. Category: Medical equipment

5. Sales information:

Price	**8,200,000 JPY**
Year of launch	**2026**
Unit of sale	**1 unit**
Place of sale	**This product is the latest model in the OC-SENSOR range and is scheduled to obtain EU IVDR certification in September 2026. Sales figures for the OC-SENSOR series as a whole are as follows. Japan, USA, UK, Germany, France, Spain, Belgium, Australia, New Zealand, Korea, Taiwan, Singapore, Thailand, Malaysia, Canada, etc. (Over 45 countries in total)**
Company name	**Eiken Chemical Co., ltd.**
Model number	**MV5P00**

6. Targeted health issues and product overview:



Photo 1:



Photo 2:

Health Challenges:
Due to the aging population and dietary habits, "colorectal cancer" has become a major cancer, and its control is a challenge in many countries. Further, national-level colorectal cancer screening using automated analyzers is currently not available in low- and middle-income countries. There is a need to establish a screening system that leads to early detection and early treatment of colorectal cancer.

Product Overview:
Early detection of colorectal cancer is expected through periodic "fecal occult blood test," which tests for minute amounts of blood adhering to stool from colorectal cancer cells. The system has been adopted in many countries around the world because it enables efficient colorectal cancer screening by quantifying the measurement results for identifying people at high risk of colorectal cancer.

Usage:
Have the person to be tested collect stool samples using a special stool collection container (Photo 1). The stool container is submitted to a medical institution that has installed our measuring device. After placing the collected stool container on the dedicated rack (Photo 2), the container is placed on the measuring device and measurement begins.

7. Product details:

Accessories and required consumables	

Name		Quantity	Remarks
Body	Automated immunochemistry analyser (movable and discrete clinical chemistry automatic analysis system) OC-SENSOR R70	1	
Accessories	**(1) Software package**		
	1. Software program	1	Preinstalled on SSD
	(2) Racks		
	2. Sample Rack	20	
	3. STD/QC Rack	2	
	4. Retest Rack	1	
	5. Dilute test Rack	1	
	6. Rack Tray	2	
	7. Barcode Labels for Rack	3 sheets	
	(3) Tanks		
	8. Purified Water Tank (10L)	1	10 L tank w/sensor
	9. Wash Solution Tank (5L)	1	5 L tank w/ sensor
	10. Drain Tank (10L)	1	10 L tank w/ sensor
	11. Auxiliary Tank	2	5 L tank
	12. Beaker	1	For wash solution preparation
	13. Tank Nozzle	2	
	14. Cap Spacer	4	For 10 L tank
	15. Cap Spacer	2	For 5 L tank
	16. Tank Label	1	Affixed to tank

Name		Quantity	Remarks
Accessories	**(3) Others**		
	17. Sample Cups	1 bag	100 pieces
	18. Measurement Cells	1 box	5 pieces/box
	19. Printer Paper	1 roll	
	20. Power Cable	1	
	21. End Ring	1	
	22. Cable Ties	5	
Document	24. Operation Manual	1	

Product name	Product code	Package
OC-SENSOR FIT	V-PZ05	4×16 mL 4×64 mL
OC-FIT Calibrator	V-PH-02	6×1 mL (condentration in 6 levels)
OC-FIT Control LV1	V-PH53	2×5 mL
OC-FIT Control LV2	V-PH54	2×5 mL
OC-FIT Control LV3	V-PH59	2×5 mL
OC-FCa Reagent	V-PH09	2×8 mL 2×15 mL
OC-FCa Calibrator	V-PH12	6×1 mL (condentration in 6 levels)
OC-FCa Control LV1	V-PH13	2×5 mL
OC-FCa Control LV2	V-PH14	2×5 mL
OC-FCa Control LV3	V-PH15	2×5 mL
OC-SENSOR Sample Diluent	V-PH08	2×20 mL
OC-Auto Sampling Bottle 3 without barcode	VCPZ26	100 bottles
OC-Auto Sampling Bottle 4 without barcode	VCPZ46	100 bottles

Warranty period	**1 year**
Lifetime	**8 years**
Facility requirements	**Power supply: AC100 V~240 V 50/60 Hz, 500 VA** **Temperature: 15 to 30 °C, Humidity: 20 to 80 % (no condensation)**
Maintenance (*for medical equipment)	**Japan: Periodic inspection and maintenance are available at our company.** **Overseas: Periodic inspection and maintenance are available at local distributors or our company.** For countries where no distributor is available, please contact us for details.
Regulatory approval status	**Japan PMDA approval (2014), Australia TGA (2015), Thailand FDA (2015), Malaysia MDA (2018)**
International public procurement performance	**N/A**

8. Contact and other information:

Contact address.	**Eiken Chemical Co., ltd.** **Sales Promotion Division 1, Section 1, Kiyokazu Kanamoto** **Kiyokazu_kanemoto@eiken.co.jp , +81-3-5846-3281**
Website	**https://www.eiken.co.jp/en/products/fit/pledia/**

Case studies in low- and middle-income countries





Thailand:
Four units were procured under the JICA "Project for Promotion of Mass Colorectal Cancer Screening in Thailand" project. Our devices have been installed in regional care hospitals in Thailand, mainly in the capital city of Bangkok. Medical checkups for residents are conducted in some areas, and stool collection containers are distributed by medical institutions to residents who wish to undergo the checkups. After the residents themselves collect the stool samples, the containers are collected and analyzed at the medical institution (in some areas, health volunteers support the collection). If it tests positive, there is a possibility that the person has colorectal cancer, and a thorough examination using an endoscope is conducted.
Especially in areas where there is a shortage of endoscopes and doctors, the introduction of fecal occult blood test is expected to help identify people at high risk of colorectal cancer, thereby enabling early detection and early treatment.

Fujifilm Corporation

1. Name of product:

AMULET Innovality for digital mammography

2. Image:



Overall view of the Fuji's Amulet mammograph

3. Primary Function: Digital mammography system that produces high-resolution images with low X-ray dose, Dual-mode Tomosynthesis, and comfort functions **for Prevention and Diagnostics.**

4. Category: Medical equipment

5. Sales information:

Price	**USD 300,000/unit**
Year of launch	**2013**
Unit of sale	**1**
Place of sale	Australia, Japan, EU, USA, China, Canada, South Korea, Taiwan, Hong Kong, Vietnam, Thailand, Singapore, Malaysia, Philippines, Indonesia, Myanmar, India, Pakistan, Sri Lanka, Bangladesh, New Zealand, Nepal, Iran, Iraq, Bahrain, Saudi Arabia, Kuwait, Qatar, Oman, Israel, Jordan, Lebanon, UAE, Yemen, Azerbaijan, Turkey, Palestine, Russia, Serbia, Ukraine, Bosnia and Herzegovina, Albania, Montenegro, Kazakhstan, Georgia, Turkmenistan, Uzbekistan, Kosovo, Mexico, Guatemala, Honduras, El Salvador, Nicaragua, Costa Rica, Panama, Dominican Republic, Caribbean countries, Colombia, Ecuador, Peru, Bolivia, Chile, Brazil, Paraguay, Uruguay, Argentina, Morocco, Algeria, Tunisia, Libya, Egypt, Senegal, Ivory Coast, Ghana, Nigeria, Ethiopia, Madagascar, Mauritius, South Africa, Swaziland, Zambia, Uganda, Botswana, Zimbabwe
Company name	**Fujifilm Corporation**
Model number	**Model: FDR-3500DRLH**

6. Targeted health issues and product overview:

High-precision mammography with a minimum pixel size of 50 µm provides an overall view of calcification and mammary glands to prevent and diagnose breast cancer.
There are two modes of Tomosynthesis functionality for a wide range of clinical applications.
The "Nagomune" function, which reduces pressure on the breast to the extent that the breast thickness does not change after the breast is compressed to reduce pain during the examination, can contribute to improving breast cancer screening rates in emerging countries.

7. Product details:

Accessories and required consumables	**Mammography Console** **Console for radiography** **Workstation for reading (including monitor)**
Warranty period	**Manufacturer's Warranty: 1-year Extended Warranty Plan available**
Lifetime	**7 years**
Facility requirements	**Continuous power supply (AC power, 200V 208/220/220/230/240V, 1200W), temperature (in use) 20-30°C, relative humidity 30-75%.**
Maintenance (*for medical equipment)	**For Middle Eastern and African countries** maintenance support is available from local agents in each country, with on-site maintenance support from regional headquarters in Dubai and South Africa as needed. **For Southeast Asian countries** maintenance services are available from local subsidiaries or local agents in each country, and support is available from the regional headquarters in Singapore as needed. **For Oceania Island countries** maintenance support is available from our regional headquarters in Australia. **For Latin American countries** maintenance support is available from local agents in each country and, if necessary, from the regional headquarters in the U.S.A.
Regulatory approval status	**CE approval, PMDA approval, US FDA approval**
International public procurement performance	**Fujifilm has experience in supplying through Japanese ODA projects.**

8. Contact and other information:

Contact address.	**Takuma Otsuka (Mr.)** takuma.otsuka@fujifilm.com **+81-90-2746-7605** **Tomoyasu Nakakubo (Mr.)** tomoyasu.nakakubo@fujifilm.com **+81-80-2190-6979**
Website	https://www.fujifilm.com/sg/en/healthcare/x-ray/mammography/amulet-innovality

Case studies in low- and middle-income countries:

5,500 units have been sold worldwide. In emerging markets such as Middle East Africa, Central Asia, Southeast Asia, Oceania, and Central and South America, Fujifilm was able to introduce products through local subsidiaries and distributors.

Olympus Corporation

1. Name of product:

Gastrointestinal Endoscopy System 「EVIS EXERA III」

2. Image:



3. Primary Function: Diagnosis, Treatment

4. Category: Medical equipment

5. Sales information:

Price	**Sales prices vary by region.**
Year of launch	**2012**
Unit of sale	**1**
Place of sale	**Japan and various countries through regional headquarters in the Americas, Europe, Middle East and Africa, and Asia Pacific.**
Company name	**Olympus Corporation**
Model number	**Video System Center (CV-190), Xenon light source (CLV-190) Gastrointestinal videoscope (GIF-H190), Colonovideoscope(CF-H190L) etc.**

6. Targeted health issues and product overview:

The EVIS EXERA III platform provides system compatibility across multiple specialities, including surgical endoscopy, gastroenterology, urology, and ENT for superior workflow and cost efficiencies. This multi-speciality platform supports over 100 different rigid, flexible, and articulating endoscopes.
Gastrointestinal endoscopes, which are one of Olympus' mainstay products, contribute to the early detection of lesions from gastrointestinal diseases such as cancer by incorporating technology aimed at improving the quality of lesion detection, diagnosis, and treatment, as well as examination efficiency.
If a suspicious lesion is found during the endoscopic examination, the area can be sampled for pathological examination.
Gastrointestinal endoscopes can also be used together with endotherapy devices to treat early-stage cancers, as well as various treatments such as removal of polyps and accidental foreign objects.

7. Product details:

Accessories and required consumables	**Included accessories: keyboard, water container, cables, cleaning brush, etc.** **Other accessories and consumables required will vary depending on the procedure.**
Warranty period	**1 year**
Lifetime	**Varies by region and situation.** **The repair support period after the end of the sales period is 7 years.**
Facility requirements	· Main power quality should be that of a typical commercial or hospital environment. · Operating environment: ambient temperature 10 to 40°C, relative humidity 30 to 85°C (without condensation), atmospheric pressure 700 to 1060 hPa · Standard storage environment (e.g. within the hospital): ambient temperature 5 to 40°C, relative humidity 10 to 90°C, atmospheric pressure 700 to 1060 hPa
Maintenance (*for medical equipment)	**Repair and maintenance services are available through a network of more than 200 repair centres around the world. Please inquire separately about available countries.**
Regulatory approval status	**PMDA, FDA, CE (MDR) compliant.**
International public procurement performance	UNOPS: Through UNOPS projects for Ukraine, Gastrointestinal endoscopy systems and Surgical endoscopy systems are installed in military hospitals in the capital city of Kyiv and regional cities and are used for diagnosis, endoscopic treatment and endoscopic surgical procedures of digestive diseases. · 2016: Gastrointestinal endoscopy system · 2020 and 2021: Surgical endoscopy systems Please refer to the following link for more information. On this page, you will find pictures of our surgical endoscope systems. https://www.unops.org/news-and-stories/news/enhancing-medical-services-in-ukraine

8. Contact and other information:

Contact address.	**Olympus Corporation** **Yohei Maeda** **yohei.maeda4@olympus.com**
Website	**https://www.olympus-global.com/**

Case studies in low- and middle-income countries







Through the Japanese ODA, gastrointestinal and respiratory endoscopy systems, and surgical endoscopy systems have been installed in capital and regional core hospitals in many countries, including Ukraine, Moldova, Uzbekistan, Kenya, Angola, Ivory Coast, Vietnam, Indonesia, Costa Rica, Cuba and Tonga and other countries.

As one example, our gastrointestinal and respiratory endoscopy systems were installed in a total of seven major medical institutions, including Kenyatta National Hospital, in 2022 under the Grant Aid "Economic and Social Development Program" for Kenya.

In the regular business, the system has been introduced in many low- and middle-income countries through local subsidiaries and distributors.

OUI Inc.

1. Name of product:

Smart Eye Camera

2. Image:



3. Primary Function: Screening, Tele-Medicine

4. Category: Medical Device

5. Sales information:

Price	**1500 Euros** (*including Smartphones, App without cloud storage limit, excluding tax and transportation fee)
Year of launch	**2021**
Unit of sale	**1 unit**
Place of sale	**Japan, Europe, Indonesia, Cambodia, Vietnam, Kenya, Brazil**
Company name	**OUI Inc.**
Model number	**SLM i-08/SE2/SE3**

6. Targeted health issues and product overview:

Blindness and visual impairment greatly diminish individuals' quality of life, leading to substantial medical and economic losses. Currently, there are 44 million people who are blind, and an estimated 2.2 billion are visually impaired.

Alarmingly, most of these cases are caused by preventable and treatable conditions, primarily affecting those in remote areas with limited access to eye care.

To address this pressing issue, OUI Inc. has developed the Smart Eye Camera (SEC), a smartphone-based diagnostic tool that functions as a slit-lamp microscope, direct fundus camera, and indirect fundus camera. It also incorporates telemedicine capabilities for remote diagnosis and features artificial intelligence functionality.

7. Product details:

Accessories and required consumables	Smart Eye Camera (Hardware), Smart Eye Camera App (Software), Web Browse Unlimited Cloud Storage Limitations, Artificial Intelligence for Eye Diseases, iPhone applicable to SEC **All included: 1500euro (without tax and transportation fess)**
Warranty period	**2 year**
Lifetime	**5 years**
Facility requirements	**No limitation**
Maintenance **(*for medical equipment)**	Clean SEC regularly with soft and dry cloth such as microfiber cleaning cloth. In cleaning, do not use chemical liquid. Do not use autoclave facilities either.
Regulatory approval status	**Registered as medical device in Japan, Europe, Indonesia, Cambodia, Vietnam, Kenya, Brazil**
International public procurement performance	Featured in WHO compendium of innovative health technologies for low-resource settings 2024 IFC TechEmerge East Africa (Kenya) Inter American Development Bank-Silver Economy (Brazil) Embassy of Japan in Zimbabwe (Zimbabwe)

8. Contact and other information:

Contact address.	**Shintaro Nakayama (COO, OUI Inc.)** **info@ouiinc.jp** **+81-80-3014-8440 (whatsapp)**
Website	**https://ouiinc.jp/en/top/**

Case studies in low- and middle-income countries



Vietnam, Indonesia, Brazil, Mexico etc.

With the introduction of SEC, "medical staff in rural and marginalized areas of developing countries (most of whom are not ophthalmologists or medical doctors, but rather co-medical staff called Clinical Officers, Paramedicos, and Physician assistants) can take ophthalmic images with SEC, send them via smartphone to ophthalmologists in urban areas, and the ophthalmologists can diagnose them remotely, and then give the diagnosis result back to co-medical staffs in order to offer them a proper treatment.

This will make it possible to deliver eye care to patients in rural areas and impoverished areas who have not been able to receive a diagnosis by an ophthalmologist.

In addition, since SEC uses camera and light source of smartphones and does not require any extra battery, it is possible to continue diagnosis even in the areas with electricity blackouts.

3. Maternal, Newborn & Child Health

ELECOM Co., Ltd.

1. Name of product:

Neonatal Resuscitation Training Device “Saving Baby”

2. Image:



3. Primary Function: Training

4. Category: Medical Training Equipment

5. Sales information:

Price	1000 USD
Year of launch	2025
Unit of sale	1 unit
Place of sale	Japan
Company name	ELECOM Co., Ltd.
Model number	HCS-NRT01BT

6. Targeted health issues and product overview:

This product is a simulation training support device designed to help healthcare professionals and trainees to acquire and improve neonatal resuscitation skills. Even in settings with limited access to physical or human training resources, this system, comprising a Bluetooth-enabled chest piece and a dedicated smartphone application, offers a cost-effective, practical, and impactful alternative to conventional simulators.
Instructors can set vital signs via the app, which trainees can assess through auscultation and by monitoring simulated data, then perform appropriate interventions. The device also supports playback of neonatal crying sounds to enhance realism.



7. Product details:

Accessories and required consumables	Package Contents • Bluetooth Chest Piece • Charging Cable (USB Type-C) • User Manual • Dedicated App: Saving Baby
Warranty period	1 year
Lifetime	3 years
Facility requirements	Specifications • Power Supply: DC 5V (500 mA) • Charging Time: Approx. 2.5 hours • Operating Environment: Temperature 5–35°C, Humidity 20–80% RH • Storage Environment: Temperature -20–70°C, Humidity ≤93% RH Supported OS for Dedicated App: • iOS 18 / 17 / 16 • iPadOS 18 / 17 / 16 • Android 15 / 14 / 13 / 12 / 11
Maintenance (*for medical equipment)	-
Regulatory approval status	-
International public procurement performance	N/A

8. Contact and other information:

Contact address	Contact Person: Reiko Okubo Email: Reiko_Okubo@elecom.co.jp / elecom_nrt@gmail.com Phone: +81-570-084-012
Website	https://www.elecom.co.jp/r/s758

Case studies in low- and middle-income countries

- **Laos**
  This product has been adopted for neonatal resuscitation training as part of a medical education program for medical students and resident physicians at the National Hospital (teaching hospital) in Laos. *(Note: This implementation was made through donation, not commercial sales.)*



MedThermo Institute

1. Name of product:

Compact Thermal Insulator “ThermoBox”

2. Image:



Application in Hospitals, Sierra Leone (Authorized by the Ministry of Health)



3. Primary Function: Neonatal Temperature Regulation

4. Category: Non-Medical Device (General Item)

5. Sales information:

Price	500～600USD
Year of launch	2025
Unit of sale	10 units～
Place of sale	Japan
Company name	MedThermo Institute
Model number	TB2025

6. Targeted health issues and product overview:

Among global deaths of children under five, the leading cause is prematurity, resulting in 2.3 million neonatal deaths annually. While “prematurity” is not a single medical diagnosis, it reflects multiple underlying factors such as hypothermia, respiratory distress, and dehydration.

This product provides neonatal thermal protection and isolation from the external environment. It has been designed with portability, durability, infection prevention, affordability, electricity-free operation, and ease of use—key elements required by the WHO Compendium of Innovative Health Technologies for Low-Resource Settings.

As a result, it serves as a simple thermal device that can be effectively deployed in disaster zones and in healthcare or community settings with limited resources.

7. Product details:

Accessories and required consumables	Simple Thermal Device Three Hot-Water Bottles Portable Carrying Case Thermometer
Warranty period	**N/A**
Lifetime	**N/A**
Facility requirements	**N/A**
Maintenance (*for medical equipment)	**N/A**
Regulatory approval status	**N/A**
International public procurement performance	N/A

8. Contact and other information:

Contact address.	**eiji.hirakawa@medthermo.com** **090-4656-2450**
Website	**N/A**

Case studies in low- and middle-income countries

Clinical trials were conducted at four provincial hospitals in southern Laos (Southeast Asia) and at five provincial hospitals in Sierra Leone (West Africa). Following completion of the studies, the device has been adopted for use in each of these regions.

Melody International Ltd.

1. Name of product:

Mobile Fetal Monitor "iCTG"

2. Image:



3. Primary Function: Monitoring

4. Category: Medical Device

5. Sales information:

Price	**4,500 USD**
Year of launch	**2019**
Unit of sale	**12~**
Place of sale	**Japan, Thailand, Bhutan, Indonesia, Vietnam, Philippines**
Company name	**Melody International Ltd.**
Model number	**MI1001A, MI10002**

6. Targeted health issues and product overview:

The iCTG fetal monitoring device is used for diagnosis to provide appropriate care for pregnant women and their unborn babies. The iCTG displays fetal heart rate and uterine contractions over a period of 20 minutes to several hours in graph form, and while it has the same performance as conventional fetal monitoring devices, it is ultra-compact, mobile and completely wireless.

This device makes it possible to check the health of pregnant women and their unborn babies, and to transport them to secondary or tertiary hospitals at an early stage, even in areas where there is a shortage of doctors or where access to medical care is poor.

7. Product details:

Accessories and required consumables	**Accessories** 1 original bag (20 USD), 1 set of 2 belts (4 USD), 1 control terminal (1000 USD) 1 charger for sensors (52 USD), 1 charger for control terminals (36 USD) 1 tube of 200ml ultrasound gel (local price) **Options** Fetal movement marker (6 USD)
Warranty period	**1 year**
Lifetime	**5 years**
Facility requirements	**N/A**
Maintenance **(*for medical equipment)**	Local sales agents in Thailand, Indonesia, Vietnam and the Philippines can handle maintenance. All other countries are handled in Japan. All repairs are also handled in Japan.
Regulatory approval status	**PMDA certification (2018), Thai FDA certification (2021), Kenya PPB certification (2022), Philippines CMDN certification (2022), Indonesia MoH certification (2022), Vietnam MoH certification (2024)**
International public procurement performance	**UNDP to introduce 46 units in Bhutan (2020)**

8. Contact and other information:

Contact address.	e-support@melody.international **+81-87-813-7362**
Website	https://www.melodyi.net/

Case studies in low- and middle-income countries

It has been introduced in Bhutan (82 units), Thailand (37 units), Tanzania (14 units), Micronesia (12 units), and Cambodia (9 units) as part of projects run by JICA, AMED, and other organizations.

NEC Corporation

1. Name of product:

Maternal and Child Nutrition/Diabetes Checkup Support Application

2. Image:

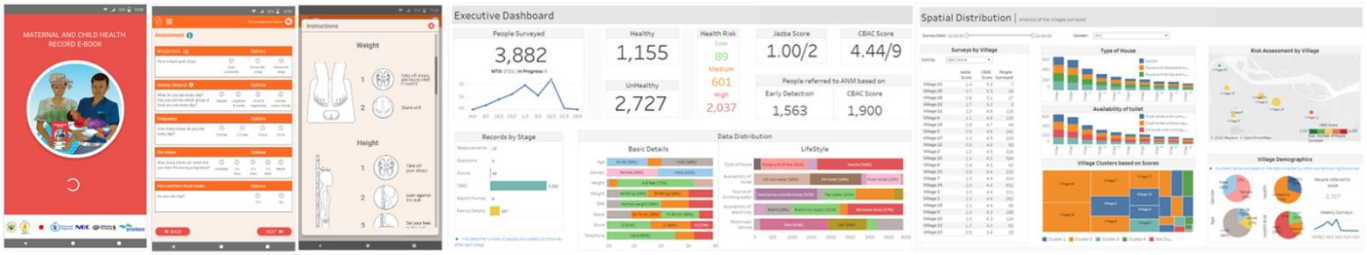

Fig A: Application, B: Dashboard

3. Primary Function: Prevention

4. Category: e-Health

5. Sales information:

Price	**Depends on individual quotation.**
Year of launch	**2020**
Unit of sale	**N/A**
Place of sale	**India, Ghana**
Company name	**NEC Corporation**
Model number	**N/A**

6. Targeted health issues and product overview:

If a patient has not undergone health checkups or has not received sufficient health checkups/guidance from staff at health centres during pregnancy or after childbirth, this application can be used by staff at health centres or during home-visit health checkups to support appropriate and efficient health checkups and subsequent guidance on lifestyle improvement. By entering health data such as weight, height, BMI, and behavioural habits such as meal frequency and sleep duration into the application, appropriate subsequent assessments are provided.

By providing appropriate guidance, health centre staff can contribute to the early detection of diabetics including potential patients and/or mothers, and children with nutritional issues, as well as to preventive medical care and lifestyle change.

In addition, the system provides a dashboard for statistical analysis of the collected data and contributes to data-driven decision-making by the government by making the data visible.

The contents of the application and dashboard can be changed according to the disease and target.

7. Product details:

Accessories and required consumables	Android tablet (for application use), PC (to display dashboard), Tablet/PC charger
Warranty period	Individual consultation
Lifetime	Individual consultation
Facility requirements	N/A
Maintenance (*for medical equipment)	N/A
Regulatory approval status	Not required
International public procurement performance	We are collaborating with WFP on a project in Ghana.

8. Contact and other information:

Contact address.	NEC Corporation Global Relations Department / Marie Mazuka m-mazuka@nec.com, +81-80-8435-7531
Website	Press Releases: https://jpn.nec.com/press/202205/20220527_01.html (Ghana) https://jpn.nec.com/press/202002/20200209_01.html (India) Reference Articles: https://jpn.nec.com/profile/sdgs/innovators/project/article10.html (Ghana) https://wisdom.nec.com/ja/feature/healthcare/2020073101/index.html (India)

Case studies in low- and middle-income countries

Case 1: India/Diabetes



Case 2: Ghana/Maternal and Child Nutrition

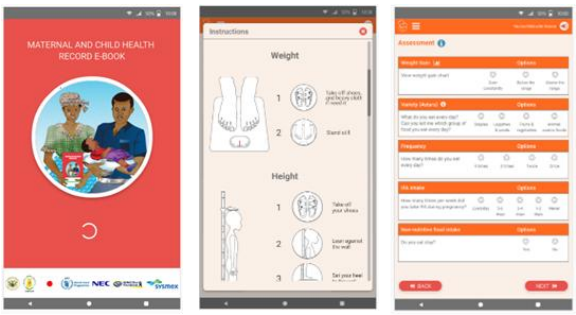

Case1. The application is being used in Bihar, India, as a diabetes screening support application, and Proof of Concept(PoC) has been conducted since February 2020.

Bihar health center staff (ASHA) has visited approximately 5,000 households and conducted free health checkups. NEC contributes to preventive healthcare by measuring height, weight, waist, and BMI, and conducting to support health checkup about lifestyle habits, and based on the data, finding pre-diabetes, providing advice on how to improve lifestyle habits, arranging visits to nurses, and arranging for additional measurements of blood pressure and blood sugar. Providing tablets and measuring devices, NEC developed an application that displays health advice on the screen based on input data. In addition, the health checkup data collected by the tablets was integrated into a server, and from the dashboard that analyzed and visualized the data, the government was able to extract insights on what kind of policy decisions should be made.

Case2. Utilized in Ghana/Ashanti Region as an application to support mother-child nutritional checkup. Contract signed in 2022, operation PoC started in September 2023.

4. Health Systems, Service Delivery & Access

Allm Inc.

1. Name of product:

Join Mobile Clinic

2. Image:



3. Primary Function: Diagnostics

4. Category: Medical device

5. Sales information:

Price	Please contact the company
Year of launch	2024
Unit of sale	1 unit (device can be customized)
Place of sale	Japan (with target countries currently expanding)
Company name	Allm Inc.
Model number	N/A

6. Targeted health issues and product overview:

By distributing telemedicine support packages connected to various portable medical devices and building a collaborative network among physicians, this solution enables the deployment of virtual clinics through remote consultations

It also allows specialists to provide telemedicine services, contributing to the maintenance of medical standards, prevention of healthcare system collapse, and education of healthcare professionals

These functions support telemedicine in areas with limited access to doctors, both in Japan and globally, as well as during emergencies such as natural disasters

7. Product details:

Accessories and required consumables	Portable X-ray imaging device, ultrasound diagnostic device, electrocardiograph, blood pressure and oxygen saturation monitoring system, compact telemedicine devices, portable non-mydriatic fundus camera, blood gas analyzer, telemedicine platform, etc. (Equipment configuration can be adjusted based on specific needs)
Warranty period	1 year
Lifetime	3-7 years (Varies depending on the equipment configuration)
Facility requirements	Outside medical facilities (primarily targeting remote areas and isolated islands with limited access to physicians)
Maintenance (*for medical equipment)	Maintenance support is available through local distributors or agents.
Regulatory approval status	Certified for use in Japan
International public procurement performance	Selected for the feasibility study under the UNIDO project "Green Industrial Recovery of Ukraine through Technology Transfer and Co-Creation of New Businesses from Japanese Private Sector"

8. Contact and other information:

Contact address.	Contacts: Minako Sagara, Kenji Ogawa Email: fte.of.allm-gb-gb@dena.com / jmc_support@allm.inc Phone: +81-3-4361-2650
Website	https://www.allm.net/solutions/join-mobile-clinic/

Case studies in low- and middle-income countries

- **Myanmar**

ARKRAY, Inc.

1. Name of product:

Compact Urine Analyzer PocketChem UA PU-4010

2. Image:



3. Primary Function: Immediate urine qualitative testing

4. Category: Inspection Devices

5. Sales information:

Price	Please contact the company
Year of launch	2005
Unit of sale	50/1-Unit
Place of sale	Japan, China, Korea, India, Philippines, Australia, England, Germany, France, Mexico, Chile, Mauritius, etc. (~50 countries worldwide)
Company name	ARKRAY, Inc.
Model number	PU-4010

6. Targeted health issues and product overview:

Urinalysis is a key component of health checkups and medical examinations in Japan. Screening tests for Glucose, Protein, Blood, etc. are useful for early detection of diabetes, kidney disease, and urinary tract infection, as well as for determining the effectiveness of their treatment.

This product enables these screening tests to be conducted with ease and simplicity.
Its compact size, and extremely lightweight design enhances portability, making it ideal for immediate testing in clinics, home visits and mobile clinics.

7. Product details:

Accessories and required consumables	Main unit, urine test strips
Warranty period	**1 year**
Lifetime	**5 years**
Facility requirements	**Power supply voltage AC 100 to 240V** **Operating environment Temperature: 10 to 30°C, Humidity: 30 to 60**
Maintenance **(*for medical equipment)**	Maintenance can be handled by local distributors in the country of sale
Regulatory approval status	**EU (IVDR) CE marked**
International public procurement performance	**N/A**

8. Contact and other information:

Contact address.	**Hironobu Yoshinaga, Nozomu Nieda** AGB-inquiry@arkray.co.jp
Website	https://www.arkray.co.jp/english/products/primary_healthcare/clinical_chemistry/the_lab_004.html https://www.arkray.co.jp/thelab/thelab004/index.html

Case studies in low- and middle-income countries

This product has been installed in Pakistan, Vietnam, Lebanon, Kazakhstan, Colombia, Guatemala, Kenya, Nigeria, and Mauritius.

ARKRAY, Inc.

1. Name of product:

Automated Dry Chemistry System SpotChem D-Concept 2c SD-4830

2. Image:



3. Primary Function: Immediate biochemical test items

4. Category: Inspection Devices

5. Sales information:

Price	**Please contact the company**
Year of launch	**Japan (2024), Overseas (scheduled to start sales in 2024)**
Unit of sale	**10/1-Unit**
Place of sale	**Japan**
Company name	**ARKRAY, Inc.**
Model number	**SD-4830**

6. Targeted health issues and product overview:

This device can perform key biochemical tests such as AST, ALT, TG, HDL, LDL, Cre, BUN, etc., which are major items for health examinations in Japan.

By using multiple test strips, it enables simultaneous measurement of various parameters such as cardiac function, liver function, renal function, and hypertension.

It is also suitable for immediate in-hospital testing, emergency testing at night, and testing of children because it can measure trace amounts of samples. The tablet PC allows for intuitive operation. Its compact design and dry chemistry technology eliminate the need for water supply or drainage facilities, allowing for convenient use at the bedside or in mobile clinic vehicles, facilitating testing in a variety of settings to ensure accessibility and efficiency.

7. Product details:

Accessories and required consumables	Main unit, reagents, dedicated centrifuge container, etc.
Warranty period	**1 year**
Lifetime	**5 years**
Facility requirements	**Power supply voltage AC 100 to 240V** **Operating environment Temperature: 10 to 30℃, Humidity: 20 to 80**
Maintenance **(*for medical equipment)**	Maintenance can be handled by local distributors in the country of sale
Regulatory approval status	**EU (IVDR) CE marked**
International public procurement performance	**N/A**

8. Contact and other information:

Contact address.	**Hironobu Yoshinaga, Nozomu Nieda** AGB-inquiry@arkray.co.jp
Website	https://www.arkray.co.jp/japanese/products/poct/biochem/2c_sd-4830.html

ARKRAY, Inc.

1. Name of product:

Electrolyte measuring system SPOTCHEM EL SE-1520

2. Image:



3. Primary Function: Immediate electrolyte testing with trace specimens

4. Category: Inspection Devices

5. Sales information:

Price	Please contact the company
Year of launch	2005
Unit of sale	10/1-Unit
Place of sale	Japan, China, Korea, Taiwan, Mexico, England, Germany, France, Egypt, Morocco, etc. (*About 60 countries)
Company name	ARKRAY, Inc.
Model number	SE-1520

6. Targeted health issues and product overview:

Electrolyte testing measures ion concentration in the blood to identify any abnormalities or imbalances in the body. The regulation of the water content in the body is primarily managed by kidneys and hormones. Any change in the electrolyte concentration in the blood can indicate potential dysfunction in kidneys or hormones.

This product allows for the simultaneous and immediate testing of sodium (Na), potassium (K), and chloride (Cl), facilitating the diagnosis of abnormalities in the body's balance and hydration status.
Its compact design makes it suitable for a variety of settings, such as in-hospital testing, bedside use, and mobile clinics.

7. Product details:

Accessories and required consumables	Main unit, reagents, pipette
Warranty period	**1 year**
Lifetime	**5 years**
Facility requirements	**Power supply voltage AC 100 to 240V** **Operating environment Temperature: 10 to 30°C, Humidity: 20 to 80**
Maintenance **(*for medical equipment)**	Maintenance can be handled by local distributors in the country of sale
Regulatory approval status	**EU (IVDR) CE marked**
International public procurement performance	**N/A**

8. Contact and other information:

Contact address.	**Hironobu Yoshinaga, Nozomu Nieda** AGB-inquiry@arkray.co.jp
Website	https://www.arkray.co.jp/english/products/primary_healthcare/clinical_chemistry/the_lab_004.html https://www.arkray.co.jp/thelab/thelab004/index.html

Case studies in low- and middle-income countries

This product has been installed in Mongolia, Myanmar, Cambodia, Iraq, Lebanon, Syria, Kazakhstan, Guatemala, Palestine, Gabon, Kenya and Somalia.

ARKRAY, Inc.

1. Name of product:

Automated biochemical analyzer SPOTCHEM EZ SP-4430

2. Image:



3. Primary Function: Immediate examination of biochemical test items with trace specimens

4. Category: Inspection Devices

5. Sales information:

Price	Please Contact the Company
Year of launch	2000
Unit of sale	10/1-Unit
Place of sale	Japan, China, Korea, Taiwan, Thailand, Indonesia, England, Germany, France, Brazil, Mexico, Chile, Egypt, etc. (*About 80 countries)
Company name	ARKRAY, Inc.
Model number	SP-4430

6. Targeted health issues and product overview:

Biochemical tests (AST, ALT, TG, HDL, LDL, Cre, BUN, etc.), which are major health checkup items in Japan, can be performed. By combining multiple test strips, several items can be measured at the same time, making it useful for the diagnosis of various indicators such as cardiac function, liver function, renal function, and hypertension.

In addition to immediate testing in hospitals and emergency testing during the night, the ability to measure trace amounts of samples makes it suitable for testing children.

The relatively small size and use of dry chemistry technology, which requires no water supply or drainage facilities, make it ideal for use at the bedside or in a traveling clinic vehicle, allowing for testing anywhere.

7. Product details:

Accessories and required consumables	Main unit, reagents, dedicated centrifuge container, etc.
Warranty period	**1 year**
Lifetime	**5 years**
Facility requirements	**Power supply voltage AC 100 to 240V** **Operating environment Temperature: 10 to 30℃, Humidity: 20 to 80**
Maintenance **(*for medical equipment)**	Maintenance can be handled by local distributors in the country of sale
Regulatory approval status	**EU (IVDR) CE marked**
International public procurement performance	**N/A**

8. Contact and other information:

Contact address.	**Hironobu Yoshinaga, Nozomu Nieda** AGB-inquiry@arkray.co.jp
Website	https://www.arkray.co.jp/english/products/primary_healthcare/clinical_chemistry/the_lab_004.html https://www.arkray.co.jp/thelab/thelab004/index.html

Case studies in low- and middle-income countries

This product has been installed in Myanmar, Palestine, Iraq, Mongolia, Kazakhstan, Angola, Mozambique, Kenya, Ivory Coast, Kazakhstan, and Colombia.

ARKRAY, Inc.

1. Name of product:

Simplified blood analyzer The Lab 004

2. Image:



3. Primary Function: Immediate examination of liver and kidney function

4. Category: Inspection Devices

5. Sales information:

Price	**Please contact the company**
Year of launch	**2019**
Unit of sale	**10/1-Unit**
Place of sale	**Please Contact the Company**
Company name	**ARKRAY, Inc.**
Model number	**N/A**

6. Targeted health issues and product overview:

This compact device for assessing kidney and liver functions is designed for use in settings where water supply and drainage facilities are unavailable, and where the power supply is unstable. The dry chemistry technology and mobile battery make it particularly valuable in rural and mobile clinics where access to medical care is limited.

This product will be launched in phases starting in October 2019, aiming to enhance the early detection and treatment of chronic kidney and liver diseases, which are increasingly prevalent in the sub-Saharan region.

7. Product details:

Accessories and required consumables	Main unit, reagents, pipettes
Warranty period	**1 year**
Lifetime	**5 years**
Facility requirements	**N/A**
Maintenance (*for medical equipment)	Maintenance can be handled by local distributors in the country of sale
Regulatory approval status	**EU (IVDR) CE marked**
International public procurement performance	**N/A**

8. Contact and other information:

Contact address.	**Hironobu Yoshinaga, Nozomu Nieda** AGB-inquiry@arkray.co.jp
Website	https://www.arkray.co.jp/english/products/primary_healthcare/clinical_chemistry/the_lab_004.html https://www.arkray.co.jp/thelab/thelab004/index.html

ARKRAY Healthcare Pvt. Ltd.

1. Name of product:

Blood grouping

2. Image:



3. Primary Function:

4. Category: Inspection Devices

5. Sales information:

Price	Please contact the company
Place of sale	Tanzania, Burundi, Uganda, Mozambique, Gahana, Malawi, Mali, Rwanda, DRC, Congo, Zambia, Sudan, Gabon, Zimbabwe, Cameroon, Somalia, Cote d'Ivoire, Senegal, Sierra Leone, Kenya, Bahrain, Qatar, India, Malaysia, Philippines, Nepal, UAE, Bangladesh, Bhutan, Lebanon, Indonesia, Afghanistan, Singapore, Uruguay, Albania, Belgium
Company name	ARKRAY Healthcare Pvt. Ltd.

6. Targeted health issues and product overview:

Monoclonal agglutinating antibodies(antisera) for the determination of human blood groups.

7. Product details:

Lifetime	18-24 months
Regulatory approval status	N/A
International public procurement performance	N/A

8. Contact and other information:

Contact address	afinquiry@arkray.co.jp
Website	https://www.arkray.co.in/english/products/immunodiagnostic_products/blood_grouping_and_typing_antisera/blood_grouping_typing_antisera.html

Biolis Medical Corp

1. Name of product:

Bioris 30i" Compact Benchtop Automated Analyzer

2. Image:



3. Primary Function: Diagnostics

4. Category: Medical equipment

5. Sales information:

Price	Approx. US$25,000～35,000
Year of launch	2016
Unit of sale	1 unit
Place of sale	Japan, the United States, Mexico, Brazil, China, Indonesia, Singapore, the Philippines, Vietnam, India, Bangladesh, Iraq, Iran, Lebanon, the United Kingdom, Spain, Turkey, Hungary, Slovakia, Serbia, Algeria, Morocco, Egypt, Russia, and others.
Company name	Biolis Medical Corp
Model number	60-01-0001

6. Targeted health issues and product overview:

This device is used for the most common clinical chemistry tests performed daily in hospitals, clinics, and diagnostic laboratories around the world.

In addition to standard biochemical parameters, it is also capable of measuring electrolytes, immunoassay markers, and therapeutic drug levels.

It is equipped with a pretreatment function for hemoglobin A1c testing, which is increasingly in demand globally for diabetes diagnosis, enabling simplified and efficient analysis.

Its compact benchtop design allows for easy installation even in space-constrained laboratories.

To date, more than 8,000 units of the series have been delivered across over 80 countries worldwide.

7. Product details:

Accessories and required consumables	Consumables: Reaction cells, light source lamps, detergents, etc.
Warranty period	1 year
Lifetime	7 years
Facility requirements	Continuous power supply (AC power, 100V / 115V / 220V / 230V), Operating temperature: 15–30°C, Humidity: 35–80% RH
Maintenance **(*for medical equipment)**	Biannual regular maintenance
Regulatory approval status	PMDA approval = Pharmaceutical and Medical Devices Act (2017), US FDA approval (2019), European IVDR certification = CE Marking (2023), other drug registrations, certifications, and approvals in each country of delivery have been completed.
International public procurement performance	N/A

8. Contact and other information:

Contact address.	Kenji Takeuchi Email: kenji.takeuchi@tb-medisys.co.jp Office: +81-3-6633-6626 Mobile: +81-90-3135-2061
Website	https://www.tb-medisys.co.jp/

Case studies in low- and middle-income countries

- India, Burkina Faso, Kazakhstan, Nigeria, Pakistan, Vietnam, Iraq, Indonesia, Ukraine, Egypt, the Philippines, Bolivia, Morocco, and others.

Biolis Medical Corp

1. Name of product:

Pack-Type Clinical Chemistry Analyzer "iGear Pro", Glycohemoglobin A1c Kit "Medidas HbA1c"

Albumin and Creatinine Kits "iGear Pro ACR", C-Reactive Protein Kit "iGear Pro CRP"

2. Image:



3. Primary Function: Diagnostics

4. Category:

- iGear Pro: Medical Device
- Medidas HbA1c, iGear Pro ACR, iGear Pro CRP: In Vitro Diagnostic Reagent

5. Sales information:

Price	Approximate Price (JPY): iGear Pro: ¥200,000 – ¥300,000, Medidas HbA1c: ¥300 – ¥500 per test iGear Pro ACR: ¥1,000 – ¥1,500 per test, iGear Pro CRP: ¥200 – ¥300 per test
Year of launch	iGear Pro: 2023, Medidas HbA1c: 2009, iGear Pro ACR: 2023, iGear Pro CRP: 2023
Unit of sale	iGear Pro: 1 unit, Medidas HbA1c: 10 tests, iGear Pro ACR: 10 tests, iGear Pro CRP: 10 tests
Place of sale	Japan
Company name	Biolis Medical Corp
Model number	iGear Pro: 10B2X00013000015, Medidas HbA1c: 10A2X00015000001 iGear Pro ACR: 304ADEZX00007000, iGear Pro CRP: 10E1X80015000001

6. Targeted health issues and product overview:

These products are used in clinical testing for Hemoglobin A1c, CRP, and ACR (urine albumin/creatinine ratio), which are conducted daily at hospitals, clinics, and testing centers around the world. As the number of cases of diabetes, diabetic nephropathy, and inflammation continues to rise globally, these items allow for simplified testing using reagent cartridges, enabling early detection that helps prevent severe disease progression and contributes to long-term healthcare cost reduction.

Key features of the device include:

* Small sample volume required (approx. 1 µL of whole blood for HbA1c and CRP, approx. 80 µL of urine for ACR)
* Test results available in approximately 5 minutes for each parameter
* Space-saving design that fits within an A5-sized footprint, supporting efficient use of laboratory space

7. Product details:

Accessories and required consumables	All necessary quantities listed below are included with the product. iGear Pro: Instruction manual, AC adapter, printer paper, cartridge holder Medidas HbA1c: Reagent cartridge, dedicated capillary, dedicated disposable tips iGear Pro ACR: Reagent cartridge, dedicated disposable tips, dedicated dropper iGear Pro CRP: Reagent cartridge, dedicated capillary, dedicated disposable tips Separately Sold Consumables Dedicated capillaries (for 50 tests): ¥2,800 Dedicated disposable tips (for 50 tests): ¥1,500 Dedicated droppers (for 30 tests): ¥2,000
Warranty period	1 year
Lifetime	Service Life iGear Pro: 5 years Shelf Life Medidas HbA1c: 1 year iGear Pro ACR: 1 year iGear Pro CRP: 1 year
Facility requirements	iGear Pro: Continuous power supply required (AC 100V ±10%, 50/60Hz) Operating environment: temperature 15–30°C, humidity 20–80% RH (non-condensing) Medidas HbA1c: Storage conditions: store in a cool, dark place at 2–8°C iGear Pro ACR: Storage conditions: store in a cool, dark place at 2–8°C iGear Pro CRP: Storage conditions: store in a cool, dark place at 2–8°C
Maintenance **(*for medical equipment)**	Maintenance is planned to be provided through authorized distributors
Regulatory approval status	iGear Pro: Notification to PMDA in accordance with the Pharmaceuticals and Medical Devices Act (2021) Medidas HbA1c: Notification to PMDA in accordance with the Pharmaceuticals and Medical Devices Act (2009) iGear Pro ACR: Certified by a third-party certification body in accordance with the Pharmaceuticals and Medical Devices Act (2022) iGear Pro CRP: Notification to PMDA in accordance with the Pharmaceuticals and Medical Devices Act (2022)
International public procurement performance	N/A

8. Contact and other information:

Contact address.	Wataru Furuya Email: furuya@tb-medisys.co.jp Tel: +81-3-3573-7360 Mobile: +81-80-8190-0850
Website	https://www.sakaecorp.com/

9. Case studies in low- and middle-income countries

- Trial is scheduled within this year in countries such as Indonesia and Vietnam

Daido Industries

1. Name of product:

CONSTAR

2. Image:



3. Primary Function: Temperature control

4. Category: Medical Device

5. Sales information:

Price	**100USD (1Pack)**
Year of launch	**2016**
Unit of sale	**18 Packs**
Place of sale	**Japan, Myanmar, Laos, Uzbekistan**
Company name	**Daido Industries**
Model number	**PC CONSTAR II: No. 22062, RBC CONSTAR II: No. 04062, FFP CONSTAR II: No. 2806**

6. Targeted health issues and product overview:

Constar is a cold pack designed to maintain the temperature of blood products and vaccines during transport in shipping containers, ensuring optimal conditions at 22°C, 4°C, or -20°C and below.

7. Product details:

Accessories and required consumables	Vacuum-insulated shipping container
Warranty period	**1 year**
Lifetime	**2-5 years**
Facility requirements	A constant temperature bath (22°C) for pre-cooling before use, a refrigerator (4°C), and a freezer (-30 to -40°C) are required.
Maintenance (*for medical equipment)	Local distributors in Thailand, Myanmar, Laos, Vietnam, Indonesia and Uzbekistan can handle inquiries.
Regulatory approval status	**No pharmaceutical approval is required in countries where it is sold** **Listed in the WHO Compendium of innovative health technologies for low-resource settings 2022**
International public procurement performance	**Myanmar, Laos**

8. Contact and other information:

Contact address.	**Shinsuke Ogiri** office@daido-ind.co.jp **+81-6-6746-7141**
Website	https://www.daido-ind.co.jp/en/blood-bank-equipment/cold-bench/

Case studies in low- and middle-income countries





In the JICA SDGs Business Support and Dissemination Demonstration Project for Small and Medium Enterprises, Constar is used as a cold storage material for blood collection at the Myanmar National Blood Center (Yangon) and the Uzbekistan Republic Blood Center. It also supports the low-temperature transport of blood from blood collection centers to medical institutions.





Fujifilm Corporation

1. Name of product:

Mobile X-ray systems 'FDR nano'

2. Image:



Pictorial view of Fujifilm's mobile imaging device for high-quality X-ray imaging easily handled in a variety of settings

3. Primary Function: Diagnosis

4. Category: Medical equipment

5. Sales information:

Price	**USD 100,000 (1 set including AI software)**
Year of launch	**2017**
Unit of sale	**1**
Place of sale	Singapore, Australia, Japan, EU, USA, Canada, South Korea, Taiwan, Hong Kong, Vietnam, Thailand, Malaysia, Philippines, Indonesia, Myanmar, India, Pakistan, Bangladesh, New Zealand, Iran, Bahrain, Saudi Arabia, Qatar, Oman, Israel, Jordan, Lebanon, UAE, Azerbaijan, Turkey, Ukraine, Bosnia and Herzegovina, Albania, Kazakhstan, Georgia, Turkmenistan, Uzbekistan, Kyrgyzstan, Tajikistan, Kosovo, Mexico, Guatemala , El Salvador, Colombia, Ecuador, Peru, Chile, Brazil, Paraguay, Uruguay, Argentina, Morocco, Algeria, Egypt, Ivory Coast, Nigeria, Mauritius, South Africa, Swaziland, Zambia, Botswana
Company name	**Fujifilm Corporation**
Model number	**DR-XD1000**

6. Targeted health issues and product overview:

"The lightweight and compact mobile X-ray system with a small, manoeuvrable body and built-in AI function to assist the radiologist in diagnosis."

The main unit weighs 90 kg, which is extremely lightweight for a mobile X-ray system, and can be moved manually, making it possible to move the unit between hospital wards even when the power is cut off due to a sudden power outage. It also has a built-in AI function to assist the radiologist's diagnosis. Immediately after taking X-rays, the AI-based heat map is displayed on the monitor to detect suspected diseases such as COVID-19 and tuberculosis and assist the radiologist in diagnosis. This product can be used freely in operating rooms, emergency rooms, and narrow hospital wards in emerging countries.

7. Product details:

Accessories and required consumables	**Mobile X-ray system main unit** **Flat Panel Detector**
Warranty period	**Manufacturer's Warranty: 1 year** **Extended Warranty Plan available**
Lifetime	**7 years**
Facility requirements	**Continuous power supply (AC power, 100V to 240V, max. 800W, battery lasts 12 hours, 4-hour charge), temperature (in use) 15 to 30°C, relative humidity 15 to 80%.**
Maintenance **(*for medical equipment)**	**For Middle Eastern and African countries,** maintenance support is available from local agents in each country, with on-site maintenance support from regional headquarters in Dubai and South Africa as needed. **For Southeast Asian countries,** maintenance services are available from local subsidiaries or local agents in each country, and support is available from the regional headquarters in Singapore as needed. **For Oceania Island countries,** our regional headquarters in Australia can provide on-site/online maintenance support. **For Latin American countries,** maintenance support is available from local agents in each country, with on-site maintenance available from the regional headquarters in the U.S., if necessary.
Regulatory approval status	**CE approval, PMDA approval, US FDA approval**
International public procurement performance	**Supplied through Global Fund/ODA**

8. Contact and other information:

Contact address.	**Fujifilm Corporation Medical Systems Division, IVD Innovation Department** **Shunsuke Honda (Mr.)** **Email : shunsuke.honda@fujifilm.com** **Tel : +81-70-3941-9580**
Website	**https://www.fujifilm.com/ae/en/healthcare/x-ray/mobile-dr/fdr-nano**

Case studies in low- and middle-income countries



Picture 1: Vietnam, Picture 2: France, Picture 3: Thailand

3,700 units installed worldwide for COVID 19 and TB control applications

Fujifilm Corporation

1. Name of product:

Portable X-Ray Radiography Equipment 'FDR Xair'

2. Image:



Overall view of Fujifilm's Portable X-Ray Radiography Equipment

3. Primary Function: Diagnosis

4. Category: Medical equipment

5. Sales information:

Price	**USD 75,000 (1 set including AI software)**
Year of launch	**2020**
Unit of sale	**1**
Place of sale	Japan, EU, Canada, UK, Australia, Taiwan, Hong Kong, Vietnam, Thailand, Singapore, Malaysia, Philippines, Indonesia, Cambodia, Myanmar, India, Pakistan, Bangladesh, New Zealand, Nepal, Iran, Iraq, Bahrain, Saudi Arabia, Kuwait, Qatar, Oman, Israel, UAE, Yemen, Azerbaijan, Turkey, Ukraine, Albania, Kazakhstan, Georgia, Turkmenistan, Kosovo, Mexico, Guatemala, El Salvador , Costa Rica, Panama, Colombia, Ecuador, Bolivia, Chile, Brazil, Paraguay, Argentina, Morocco, Algeria, Tunisia, Nigeria, Ethiopia, Madagascar, Mauritius, Swaziland, Zambia
Company name	**Fujifilm Corporation**
Model number	**XD2000 PORTABLE E**

6. Targeted health issues and product overview:

"A lightweight, compact, easily portable, and easy-to-operate portable radiography device."
Recommended by WHO as a new means of TB screening in 2021, the device supports the expansion of TB screening in developing countries, leading to early detection and treatment of TB.
It can be connected to the compact GPU unit "Ex mobile", also developed by Fujifilm, to provide compatibility with an AI-based app that assists the detection of consolidations and nodules, which are main findings that lead to TB diagnosis in chest X-rays.

7. Product details:

Accessories and required consumables	• Portable X-ray system main unit • Flat Panel Detector main unit • Console PC for X-ray imaging • Suitcase • X-ray body indicator • Flat panel detector indicator • Lead apron • Portable battery charger for X-ray body • AI software (Option)
Warranty period	Manufacturer's Warranty: 1-year Extended Warranty Plan available
Lifetime	7 years
Facility requirements	Continuous power supply (AC power, 100V to 240V, 450W, the battery lasts for 100 shots, 4.5-hour charge), temperature (in use) 15 to 30°C, relative humidity 15 to 80%.
Maintenance (*for medical equipment)	**For Middle Eastern and African countries,** maintenance support is available from local agents in each country, with on-site maintenance support from regional headquarters in Dubai and South Africa as needed. **For Southeast Asian countries,** maintenance services are available from local subsidiaries or local agents in each country, and support is available from the regional headquarters in Singapore as needed. **For Oceania Island countries,** our regional headquarters in Australia can provide on-site or remote maintenance support. **For Latin American countries,** maintenance support is available from local agents in each country, with on-site maintenance available from the regional headquarters in the U.S., if necessary.
Regulatory approval status	CE approval, PMDA approval
International public procurement performance	A Long-Term Supply Agreement Signed with UNOPS Supply through STOP TB GDF catalogue Supplied through Global Fund/ODA

8. Contact and other information:

Contact address.	Fujifilm Corporation Medical Systems Division, IVD Innovation Department Shunsuke Honda (Mr.) Email : shunsuke.honda@fujifilm.com Tel : +81-70-3941-9580
Website	https://www.fujifilm.com/ae/en/healthcare/x-ray/portable-x-ray/fdr-xair

Case studies in low- and middle-income countries

1,600 units were procured for TB control via Global Fund/STOP TB and installed in 30 countries in Africa, Eastern Europe, Central Asia, Southeast Asia, Oceania, and Latin America

Fujifilm Corporation

1. Name of product:

Biochemical Analyzer FUJI DRI-CHEM NX600, FUJI DRI-CHEM NX600i

2. Image:



Overall view of Fujifilm's biochemical analyzer model DRI-CHEM NX600

3. Primary Function: Diagnosis

4. Category: In vitro diagnostic products, Medical Equipment

5. Sales information:

Price	**Open price** **(Reference: Sales in Africa approx. USD 10,000/unit)**
Year of launch	**2020**
Unit of sale	**1 unit**
Place of sale	Japan, South Korea, Taiwan, Vietnam, Thailand, Philippines, Indonesia, Myanmar, India, Maldives, East Timor, Iraq, European Union Member States Sixth enlargement in 2013(Sweden, Denmark, United Kingdom, Ireland, Netherlands, Belgium, Luxembourg, France, Germany, Portugal, Spain, Italy, Malta, Finland, Poland, Austria, Hungary, Greece, Romania, Bulgaria, Cyprus, Estonia, Latvia, Lithuania, Croatia, Slovenia, Czech Republic, Slovakia), EFTA member states(Iceland, Norway, Switzerland, Liechtenstein), Saudi Arabia, Israel, Lebanon, UAE, Azerbaijan, Armenia, Palestine, West Bank and Gaza, Kazakhstan, Georgia, Turkey, Ukraine, Belarus, Mexico, Guatemala, Honduras, El Salvador, Nicaragua, Costa Rica, Panama, Dominican Republic, Colombia, Venezuela, Ecuador, Peru, Bolivia, Chile, Brazil, Paraguay, Uruguay, Argentina, Tunisia, Libya, Egypt, Kenya, Tanzania, Mauritius, South Africa, Australia, Samoa, Fiji, Papua New Guinea, Solomon Islands, Vanuatu
Company name	**Fujifilm Corporation**
Model number	**16673031(FUJI DRI-CHEM NX600)** **16673043(FUJI DRI-CHEM NX600i)**

6. Targeted health issues and product overview:

Biochemical tests are the basis of clinical testing and are indispensable for diagnosing diseases, determining treatment, and monitoring the progress of medical conditions. It also plays a central role in health checkups. This product is an in vitro diagnostic reagent and a dedicated medical device for biochemical testing. While liquid-based medical devices, which are commonly used for biochemical tests, require large amounts of clean water and technicians with specialized skills, this product does not require water and can perform about 30 tests with very simple operations. Because of this feature, the product has been introduced to regions where it is difficult to supply clean water and secure professional inspectors, especially in remote areas of low- and middle-income countries.

7. Product details:

Accessories and required consumables	**The test reagents (in vitro diagnostic reagents) for this product are as follows:** **Enzymes** Gamma-glutamyltranspeptidase, aspartate aminotransferase, alanine aminotransferase, creatine kinase, lactate dehydrogenase, amylase, creatine kinase isozyme, cholinesterase, alkaline phosphatase, lipase **General Chemistry** Glucose, urea nitrogen, creatinine, uric acid, total cholesterol, HDL-cholesterol, triglycerides, direct bilirubin, calcium, inorganic phosphorus, total protein, albumin, magnesium, total bilirubin, ammonia, total CO2 **Electrolytes:** Na-K-Cl **Immunological test:** C-reactive protein **(Information on reagents for testing)** Average price (varies per item): approx. 1 USD/test, Storage temperature: 2-8°C Expiration date: 18 months (12 months for direct bilirubin and creatine kinase isozymes only) Consumables for this product include a control solution for accuracy control, tips, diluent for C-reactive protein measurement, reference solution for Na-K-Cl measurement, tips for specimen aspiration, mixing cups, and tubes for measurement.
Warranty period	**1 year**
Lifetime	**6 years after delivery**
Facility requirements	**The following operating conditions must be met:** Indoor use, altitude 2000 m or less, overvoltage category II, pollution degree 2, IP protection class IP00 (no protection), operating temperature 15-32°C, operating humidity 30-80%RH (no condensation)
Maintenance **(*for medical equipment)**	**1-month, 3-month, 12-month, and 24-month periodic maintenance items available.** **Can be checked on the screen inside the device.**
Regulatory approval status	**PMDA, CE, and other marketing country approvals have been obtained.**
International public procurement performance	**20 units installed in Kenya by EQUITY AFIA Limited, which is a medical organization active mainly in Kenya:** **https://www.equityafia.co.ke/about-us/** **Considering introducing 20 units in Congo.**

8. Contact and other information:

Contact address.	**Fujifilm Corporation** **Medical Systems Division, IVD Innovation Department, Koki Maeda** **koki.maeda@fujifilm.com ,+81-3-6271-1375**
Website	**https://global.fujifilm.com/en/** *Can be checked from the product page by selecting the country of sale from this website. (Reference: Japan) **https://www.fujifilm.com/jp/ja/healthcare/ivd/chemical-analysis/fdcnx600**

Case studies in low- and middle-income countries

Sales have been made in the following low- and middle-income countries. Indonesia, Myanmar, India, Vietnam, Belarus, Mexico, Guatemala, Maldives, Nicaragua, Costa Rica, South Africa, Georgia, Ecuador, Argentina, Vanuatu, Turkey, Tanzania, Mauritius, Samoa, Libya, Papua New Guinea, Solomon Islands, Fiji, Egypt, El Salvador, Philippines, Iraq, Armenia, Honduras, Thailand, Brazil, Paraguay, Timor-Leste, Colombia, Ukraine, Kenya, Dominican Republic.

Hirayama Manufacturing Corp

1. Name of product:

Autoclave (Steam Sterilizer)

2. Image



3. Primary Function: Prevention

4. Category: Medical Equipment

5. Sales information:

Price	USD5,500 ～ USD5,830
Year of launch	2019
Unit of sale	1 Unit
Place of sale	Japan, Indonesia, Malaysia, Thailand, Vietnam, China, Russia, Cuba, Saudi Arabia, UAE, Egypt, Ghana, Ethiopia
Company name	Hirayama Manufacturing Corp
Model number	HVA-85, HVA-110

6. Targeted health issues and product overview:

To prevent bacterial infections caused by resilient bacterial spores adhering to small instruments, linens, or silicone products, it is essential to achieve a completely sterile condition free of any spores. This is done using steam sterilization, for which we manufacture and distribute autoclaves both domestically in Japan and internationally.

Autoclaves vary widely in size and form—from compact tabletop models to large freestanding units installed in central sterilization departments. Depending on the item to be sterilized, the configuration may be vertical or horizontal. Our company specializes in small to medium-sized freestanding autoclaves, particularly vertical steam sterilizers that load items from the top. These units are well-suited for diverse healthcare and laboratory settings requiring reliable sterilization performance.

7. Product details:

Accessories and required consumables	Standard accessories include a wire basket, draining rack, and exhaust bottle. Consumable parts include the lid gasket (USD 113) and electric heater (USD 276–343).
Warranty period	1 year
Lifetime	15 years
Facility requirements	As an electrical device, the autoclave requires a single-phase power supply. In addition, a water supply is necessary for generating saturated steam, and a drainage system is needed to dispose of water used during the sterilization cycle.
Maintenance **(*for medical equipment)**	Maintenance is primarily provided through local distributors. In Japan: Regular inspections and maintenance are carried out by our company or authorized distributors. Outside Japan: Regular inspections and maintenance are conducted by local distributors. For countries or regions without an assigned distributor, please contact us directly.
Regulatory approval status	Approved by the following regulatory authorities: Japan (PMDA), Indonesia (Izin Edar), Malaysia (MDA), Thailand (TFDA), Vietnam (DMEC), Saudi Arabia (MDMA), Russia (GOST-R), Cuba (CECMED) (Approval by Egypt's EDA is pending)
International public procurement performance	Extensive track record of equipment provision to recipient countries through Japanese Official Development Assistance (ODA) projects.

8. Contact and other information:

Contact address.	Hirayama Manufacturing Corporation – International Sales Department Email: Overseas.sales@hirayama-hmc.co.jp Tel: +81-3-6280-3724
Website	https://www.hirayama-hmc.co.jp/index.html

Case studies in low- and middle-income countries

Ghana

Under a JICA Grant Aid project, vertical autoclaves were delivered to the Noguchi Memorial Institute for Medical Research in Ghana.



(Top left: Noguchi Memorial Institute for Medical Research, Top right: HVA-85 Autoclave)

- **Ethiopia**

  As part of the “Economic and Social Development Programme” funded by JICS Grant Aid, 100 autoclaves were urgently supplied to Ethiopia as a COVID-19 prevention measure.

MIZUHO Corporation

1. Name of product:

Electric Hydraulic Operating Table MOT-5602BW

2. Image:



3. Primary Function: General operating table used in surgery

4. Category: Medical equipment (electric operating table)

5. Sales information:

Price	**USD 33,000**
Year of launch	**2016**
Unit of sale	**1**
Place of sale	Japan, Ireland, Kuwait, Jordan, Saudi Arabia, Syria, Iraq, Sri Lanka, United Arab Emirates, Mexico, Costa Rica, Russia, Palestine, Peru, Bolivia, Taiwan, Laos, China, Morocco, Italy, Malaysia, Singapore, Oman, South Africa, Georgia, Hong Kong, India, Ukraine, Israel, Papua New Guinea, Pakistan, Denmark, Hungary, Czech Republic, Slovakia, Myanmar, Lebanon, Indonesia, Egypt, United Kingdom, Bangladesh, Qatar, Philippines, Romania, Guatemala, Nicaragua, Korea Poland, Vietnam, Thailand, Bahrain
Company name	**MIZUHO Corporation**
Model number	**MOT-5602BW**

6. Targeted health issues and product overview:

This product is a versatile operating table used for a wide range of surgical procedures. It is one of the most commonly used types of operating tables in hospitals and surgical centres and can be used in conjunction with operating table accessories for a variety of surgical procedures.
It is designed to safely and flexibly support a variety of surgical procedures by accommodating various surgical positions with the following features. Height adjustment, tilt function, longitudinal slide function, X-ray transparency, and mobility within the operating room.
The wide elevation range and sliding width of this product, among other features, provide significant advantages when used in conjunction with X-ray fluoroscopic diagnostic equipment for observation of bones, organs, and blood vessels inside the patient's body during surgery, surgery with a microscope, and surgery under an endoscope.

7. Product details:

Accessories and required consumables	Standard accessories: Mattress, Operation box, Power cord
Warranty period	1 year
Lifetime	10 years
Facility requirements	・ AC power supply: 100-240V, 50-60Hz *Battery built in as standard. Assumes 1 week of operation without AC power from a fully charged battery) ・ Room temperature: 10-40°C ・ Humidity: 30-85%. ・ Air pressure: 700-1060 hPa
Maintenance (*for medical equipment)	Maintenance can be performed through a local distributor in the country of "Current Sales Location".
Regulatory approval status	PMDA, FDA, and CE (MDR) compliant.
International public procurement performance	N/A

8. Contact and other information:

Contact address.	MIZUHO Corporation International Business Headquarters, Ryoma Ito (r.ito@mizuho.co.jp), +81-3-6627-1506
Website	https://www.mizuho.co.jp/ https://www.mizuho.co.jp/en/

Case studies in low- and middle-income countries

Case Study:

One unit was delivered to Referral Hospital in Siem Reap Province as part of the "Siem Reap Provincial Hospital Development Project," a Japanese ODA project for the Kingdom of Cambodia. The purpose of use is for neurosurgery/ENT/abdominal/thoracic/orthopedic/urological/trauma surgery.

ODA and commercial projects delivered in the past 5 years:

India 10 units, Indonesia 4 units, Papua New Guinea 2 units, Bangladesh 11 units, Philippines 1 unit, Vietnam 3 units, Malaysia 1 unit, Myanmar 22 units, Cambodia 3 units, Nepal 3 units, Pakistan 4 units, Mongolia 1 unit, Uzbekistan 3 units, Syria 5 units, Senegal 1 unit.

NEC Corporation

1. Name of product:

E-voucher management system

2. Image:



3. Primary Function: Management of distribution of supplies, treatment and training, etc.

4. Category: eHealth

5. Sales information:

Price	**Depends on individual quotation.**
Year of launch	**2015**
Unit of sale	**N/A**
Place of sale	**Mozambique, Namibia**
Company name	**NEC XON(NEC Corporation's regional headquarters in Africa)**
Model number	**N/A**

6. Targeted health issues and product overview:

The IC card is linked to the cardholder's information and token-based money information (information on subsidies provided), allowing the holder to select supplies from a dedicated application on the retail store's smartphone and purchase using the card to record their purchase history and other transacted information.
Although it is especially important to manage the history of vaccines and other items such as when and what they were taken, it is currently difficult to manage such information accurately and reliably by using paper-based vouchers alone.
Therefore, the e-voucher management system will be used to confirm the ID and transaction history of the user, and to ensure the management of such information to realize a society in which "Leave no one behind."

7. Product details:

Accessories and required consumables	• Smartphones with Near Field Communication (NFC) functionality* • IC cards • Smartphone chargers * Functions available in general smartphones
Warranty period	Individual consultation
Lifetime	Individual consultation
Facility requirements	N/A
Maintenance (*for medical equipment)	N/A
Regulatory approval status	Not required
International public procurement performance	2015-2020 Collaboration with FAO in Mozambique 2021 Published in WHO's Compendium as [e-voucher, vaccination management *WHO compendium of innovative health technologies for low-resource settings 2021. COVID-19 and other health priorities* 2021 Collaboration with UNDP in Namibia 2022 Collaboration with UN Women in Mozambique

8. Contact and other information:

Contact address.	NEC Corporation Global Relations Department / Marie Mazuka m-mazuka@nec.com, +81-80-8435-7531
Website	AFP Article: https://www.afpbb.com/articles/-/3445307

Case studies in low- and middle-income countries

FAO case study





UN Women case study







FAO case study: Although paper vouchers had been distributed to small farmers to support subsidies, there were issues such as loss of vouchers, high operational costs for distribution, and lack of transparency in how the vouchers were used. By using e-vouchers, they were able to be reissued when beneficiary losts their cards. The system enabled FAO to transfer token-based funds digitally, and reference purchase histories at the shop on the Web, thereby contributing to transparency in the use of the vouchers and subsequent decisions on support policies.

UN Women: Utilized for the purpose of distributing not only foodstuffs but also daily necessities such as sanitary goods and soap to internally displaced women.

PHC Corporation

1. Name of product:

Compact Immunoanalyzer PATHFAST and reagents

2. Image:



New model released in 2026

3. Primary Function: Diagnosis

4. Category: In vitro diagnostic reagents and medical equipment

5. Sales information:

Price	**Analyzer: Sales price vary by country. Consult local distributor.** **Reagents: Sales prices vary by country. Consult local distributor.** PATHFAST hs-cTnI (60 test/kit), PATHFAST CK-MB (60 test/kit), PATHFAST Myoglobin (60 test/kit), PATHFAST NT-proBNP (60 test/kit), PATHFAST D-Dimer (60 test/kit), PATHFAST hsCRP (60 test/kit), PATHFAST Presepsin (60 test/kit), PATHFAST TB LAM Ag (60 test/kit), PATHFAST B·R·A·H·M·S PCT (60 test/kit), PATHFAST HCG preg (60 test/kit)
Year of launch	**2005**
Unit of sale	**Analyzer: 1 unit, Reagents: 1 kit**
Place of sale	Armenia, Belarus, Chile, China, Colombia, Costa Rica, Czech Republic, Egypt, El Salvador, France, Germany, Greece, Guatemala, Hungary, India, Indonesia, Iraq, Israel, Italy, Japan, Kazakhstan, Kuwait, Lebanon, Lithuania, Morocco, Nicaragua, Panama, Peru, Philippines, Poland, Qatar, Romania, Saudi Arabia, Serbia, South Africa, South Korea, Switzerland, Thailand, Trinidad and Tobago, UAE, U.K., USA, Viet Nam
Company name	**PHC Corporation**
Model number	**Analyzer: 300929**

6. Targeted health issues and product overview:

PATHFAST is a clinical analyzer for emergency rooms and laboratories in hospitals and medical offices. It combines the accuracy of central laboratory quality with the speed of point-of-care testing (POCT) in a compact design. Operation is simple, and results are available within 17 minutes for whole blood, plasma, serum or other body fluid samples. Up to 6 samples or 6 biomarkers for cardiovascular and sepsis can be measured simultaneously.

PATHFAST hs-cTnI adopts the chemiluminescent immunoassay method which can measure the low concentration of cardiac troponin (cTnI) and meets international guidelines' criteria for the early detection of acute myocardial infarction. In addition, by the launch of a tuberculosis-related assay reagent in 2023, PATHFAST TB LAM Ag is expected to contribute to the eradication of tuberculosis, which is a challenge for developing countries.

7. Product details:

Accessories and required consumables	Accessories: Handheld barcode reader, Cartridge rack Consumables: Waste Box (10 pieces/box) Tip (210 tips/box) Roll Paper (10 rolls/box)
Warranty period	1 year
Lifetime	5 years after manufacture
Facility requirements	Hospitals and clinics
Maintenance (*for medical equipment)	Periodic inspection once a year
Regulatory approval status	PMDA approval, IVDR certification, US FDA approval, China NMPA approval
International public procurement performance	N/A

8. Contact and other information:

Contact address.	Global Account Department, Life Sciences Business Unit, PHC Corporation Hiroki Kano, Teruyuki Sasaki, Motonobu Akiduki, Kentarou Satou Email: ga-overseas@ml.phchd.com
Website	Japanese: https://www.phchd.com/jp/ivd/diagnostics/h1_pathfast English: https://www.phchd.com/eu/ivd/pathfast

Case studies in low- and middle-income countries

Philippines: PATHFAST at Heart Center POC Laboratory



Hospital appearance



POC Laboratory

PATHFAST has been introduced in Asian countries such as the Philippines, Indonesia, and Thailand, and in Latin American countries such as Costa Rica and Colombia.
Mainly introduced in hospitals with emergency departments, cardiovascular markers such as hs-cTnI are used to diagnose acute myocardial infarction and as an aid in risk stratification of patients presenting with acute coronary syndromes.
Presepsin is used as an early diagnostic marker for sepsis and is increasingly being introduced in low- and middle-income countries due to its good performance in early diagnosis and severity risk prediction in neonates.

PHC Corporation

1. Name of product:

PHCbi Pharmaceutical Refrigerator Showcase

2. Image



MPR-S150H



MPR-S300H



MPR-S500H



MPR-S500RH

3. Primary Function: Pharmaceutical Storage (Miscellaneous)

4. Category: Storage Equipment

5. Sales information: Depends on individual quotation

Price	Please contact PHC's local affiliate or distributor
Year of launch	2019
Unit of sale	1
Place of sale	Over 110 countries worldwide
Company name	PHC Corporation
Model number	MPR-S150H,MPR-S300H, MPR-S500H, MPR-S500RH

6. Targeted health issues and product overview:

Many medical supplies—including vaccines, pharmaceuticals, and reagents—must be stored at a consistent temperature of 2–8°C. However, general-purpose refrigerators often experience significant internal temperature fluctuations, especially during defrost cycles, which can compromise the integrity of these sensitive materials. Even in developed countries, vaccines are frequently stored outside the recommended temperature range *(Notice to readers: Guidelines for Maintaining and Managing the Vaccine Cold Chain)*, posing a global risk in which patients may receive vaccines that have decreased or lost effectiveness due to improper storage conditions, leaving them unprotected against preventable diseases.

The PHCbi Pharmaceutical Refrigerator Showcase is specifically designed for the storage of temperature-sensitive medical supplies. Equipped with features such as an automatic defrost function that prevents temperature shifts caused by frost accumulation, and an alarm system that alerts users to abnormal temperature rises, it ensures the stability of storage conditions. Additionally, its data logging function provides a verifiable record of temperature history, supporting rigorous temperature control and compliance.

7. Product details:

Accessories and required consumables	Two keys included
Warranty period	**Please contact PHC's local affiliate or distributor**
Lifetime	**N/A**
Facility requirements	**- Continuous power supply** **AC power: 100V 50Hz/60Hz,220-240V 50Hz, 220-230V 60Hz, 115V 60Hz, 220V 60Hz,** **- Altitude up to 2000 m;** **- Temperature 5 °C to 40 °C;** **- Maximum relative humidity 80 % for temperature up to 31 °C decreasing linearly to 50 % relative humidity at 40 °C**
Maintenance (*for medical equipment)	**Routine cleaning procedures are described in the operation manual. Service support is available in over 110 countries through PHC's local affiliate or distributor**
Regulatory approval status	**UAE: Medical Device for Professional Use Approval (2022)** **Republic of Korea: Medical Device Registration (2020)** ***(Note: Medical Device Registration is not typically required for this type of product)***
International public procurement performance	Examples include the JICA Grant Aid Project for Upgrading Health Centres to District Hospitals in Copperbelt Province, Zambia.

8. Contact and other information:

Contact address.	**Nachiko McIlroy** **Nachiko.mcilroy@phchd.com** **+81-70-1448-8863**
Website	**Company: https://www.phchd.com/global** **Products: https://www.phchd.com/apac/biomedical**

9. Case studies in low- and middle-income countries

- **Pakistan (2023)**
  Under the JICA Grant Aid Project "The Project for Strengthening Maternal and Child Health and Pediatric Intensive Care Services at the Pakistan Institute of Medical Sciences", Pakistan Institute of Medical Sciences in 2023 procured nine units of the MPR-S500H-PE along with blood bank refrigerators.



SANYO ELECTRONIC INDUSTRIES CO., LTD.

1. Name of product:

Medical Oxygen Generator: Dr. Oxygen - II (10 L, 7 L, 5 L)

2. Image: 5L version



7L version



10L version



3. Primary Function: N/A

4. Category: Medical Device

5. Sales information:

Price	**N/A**
Year of launch	**N/A**
Unit of sale	**N/A**
Place of sale	**N/A**
Company name	**N/A**
Model number	**N/A**

6. Targeted health issues and product overview:

A medical device that separates nitrogen from ambient air to produce air with a high oxygen concentration and supplies oxygen to patients and others.

7. Product details:

Accessories and required consumables	N/A
Warranty period	N/A
Lifetime	N/A
Facility requirements	N/A
Maintenance (*for medical equipment)	N/A
Regulatory approval status	PMDA Approval (2020)
International public procurement performance	ODA Project

8. Contact and other information:

Contact address.	N/A
Website	N/A

Case studies in low- and middle-income countries

Introduced in Tajikistan, Bangladesh, Zambia, Congo, Sierra Leone, Malawi, etc.

SHIMADZU CORPORATION

1. Name of product:

Remote Controlled R/F system FLEXAVISION

2. Image:



3. Primary Function: Fluoroscopy scanner and Radiography System

4. Category: Medical equipment

5. Sales information:

Price	**USD300,000～USD600,000**
Year of launch	**2022**
Unit of sale	**1 system**
Place of sale	Worldwide (excluding some countries subject to export control)
Company name	**SHIMADZU CORPORATION**
Model number	**REMOTE CONTROLLED R/F SYSTEM FLEXAVISION**

6. Targeted health issues and product overview:

FLEXAVISION can perform orthopaedic and medical treatments and simple angiographic examinations under fluoroscopic guidance. Since it can also perform X-ray imaging, a single unit can play the dual role of fluoroscopy and radiography.
A wide range of models are available, from FPD-mounted models to image tube-mounted models, with or without table elevation, with or without oblique insertion of the X-ray tube, etc., enabling the proposal of an optimal system for the installation environment, inspection needs, and budget.

7. Product details:

Accessories and required consumables	**N/A**
Warranty period	**The warranty period is one year after installation or one and a half years after shipment, whichever comes first.**
Lifetime	**7 years** (if a maintenance contract is concluded and periodic inspections are performed at least once a year)
Facility requirements	**Power requirements vary by model and specifications:** please contact us for details. **Operating environment:** 10 to 35 degrees Celsius, humidity 30% to 75%.
Maintenance (*for medical equipment)	**Available worldwide by distributors and subsidiaries** (except for some countries subject to export control)
Regulatory approval status	**PMDA, CE, and other marketing country approvals**
International public procurement performance	**Mongolia (Japan ODA), Pakistan (Japan ODA), Uzbekistan (World Bank) etc.**

8. Contact and other information:

Contact address.	**SHIMADZU CORPORATION** **Medical Equipment Division, Overseas Sales Department, Area Business Group, Area Manager** **Miyao Kazuno** **salesall@group.shimadzu.co.jp, +81-3-3219-5653**
Website	**https://www.shimadzu.com/**

Case studies in low- and middle-income countries

Bangladesh, Myanmar, Cambodia, and many others.
FLEXAVISION is widely used in university and general hospitals as well as local hospitals. Since both fluoroscopy (moving images) and photography (still images) can be performed with this single unit, many tests can be performed.

SHIMADZU CORPORATION

1. Name of product:

Mobile Radiography System MobileDaRt/Mobile Art

2. Image:





3. Primary Function: Mobile Radiography System

4. Category: Medical equipment

5. Sales information:

Price	**USD100,000～USD400,000**
Year of launch	**2018**
Unit of sale	**1 system**
Place of sale	**Worldwide (excluding some countries subject to export control)**
Company name	**SHIMADZU CORPORATION**
Model number	**Mobile X-ray System MobileDaRt Evolution / MobileArt Evolution / MUX-10**

6. Targeted health issues and product overview:

Mobile radiography equipment for use in isolation wards, hospital beds, operating rooms, ICUs, etc.
Used for pneumonia diagnosis and other medical and orthopaedic diagnoses.
MobileDaRt/Mobile Art has been used worldwide for diagnostic imaging in isolation facilities during the spread of COVID-19.
The lineup includes a wide range of types, including FPD-mounted types, FPD-unmounted types, and manually operated types, enabling to propose of the most appropriate equipment for the operating environment, inspection needs, and budget.

7. Product details:

Accessories and required consumables	**N/A**
Warranty period	**The warranty period is one year after installation or one and a half years after shipment, whichever comes first.**
Lifetime	**7 years (if a maintenance contract is concluded and periodic inspections are performed at least once a year)**
Facility requirements	**Equipped with a rechargeable battery. Charging is done from an electrical outlet and can be done with single-phase 100-240V (household electrical outlet). The power supplied from the outlet may vary depending on the country or environment, so please contact us for details. Operating environment: 10 to 30 degrees Celsius, 35% to 80% humidity**
Maintenance (*for medical equipment)	**Available worldwide by distributors and subsidiaries** (except for some countries subject to export control)
Regulatory approval status	**PMDA, US FDA, CE, and other marketing approval**
International public procurement performance	**Emergency assistance against COVID: Madagascar, Cuba, Myanmar, etc**

8. Contact and other information:

Contact address.	**SHIMADZU CORPORATION** **Medical Equipment Division, Overseas Sales Department, Area Business Group, Area Manager** **Miyao Kazuno** **salesall@group.shimadzu.co.jp, +81-3-3219-5653**
Website	**https://www.shimadzu.com/**

Case studies in low- and middle-income countries

Madagascar, Cuba, Myanmar, and many others.
Taking advantage of its features of being mobile and being able to perform on-the-spot diagnosis using an onboard monitor, MobileDaRt/Mobile Art has been installed in many isolation wards and isolation hospitals for diagnosis of COVID-19.
It has been installed in university hospitals, general hospitals, and general hospitals that have wards, and are used to take images of patients who cannot move to the examination room from their beds in the ward or in the operating

SHIMADZU CORPORATION

1. Name of product:

Mobile C-arm Imaging System OPESCOPE ACTENO

2. Image:



3. Primary Function: Mobile Surgical C-arm Imaging System

4. Category: Medical equipment

5. Sales information:

Price	**USD200,000～USD400,000**
Year of launch	**2023**
Unit of sale	**1 system**
Place of sale	**Worldwide (excluding some countries subject to export control)**
Company name	**SHIMADZU CORPORATION**
Model number	**SURGICAL MOBILE C-ARM IMAGING SYSTEM OPESCOPE ACTENO**

6. Targeted health issues and product overview:

Orthopaedic and medical treatments and simple angiographic examinations can be performed under fluoroscopic guidance.
The lineup ranges from the latest models equipped with flat detectors to general-purpose models equipped with image tubes (vacuum glass tubes), enabling you to propose the optimum equipment to meet your inspection needs and budget.

7. Product details:

Accessories and required consumables	**N/A**
Warranty period	**The warranty period is one year after installation or one and a half years after shipment, whichever comes first.**
Lifetime	**7 years** (if a maintenance contract is concluded and periodic inspections are performed at least once a year)
Facility requirements	**Plug it into a power outlet and use it. Can be used with single-phase 100-240V (household electrical outlets). The power supplied by the outlet varies depending on the country and environment, so please contact us for details.** **Operating environment: 10 to 35 degrees Celsius, humidity 30% to 80%.**
Maintenance **(*for medical equipment)**	**Available worldwide by distributors and subsidiaries** (except for some countries subject to export control).
Regulatory approval status	**PMDA, CE, and other marketing country approvals**
International public procurement performance	**Mongolia (Japan ODA), Moldova (Japan ODA), Pakistan (Japan ODA), Cote d'Ivoire(Japan ODA) etc.**

8. Contact and other information:

Contact address.	**SHIMADZU CORPORATION** **Medical Equipment Division, Overseas Sales Department, Area Business Group, Area Manager** **Miyao Kazuno** **salesall@group.shimadzu.co.jp, +81-3-3219-5653**
Website	**https://www.shimadzu.com/**

Case studies in low- and middle-income countries

Zimbabwe, Nepal, Cambodia, and many others.
Opescope ACTENO has been installed in university hospitals, general hospitals, and single department hospitals with operating rooms. It is mainly used for orthopedic surgery and simple endovascular treatment, so it is installed in hospitals with operating rooms.

SHIMADZU CORPORATION

1. Name of product:

Radiography System RADspeed

2. Image:





3. Primary Function: Radiography System

4. Category: Medical equipment

5. Sales information:

Price	**USD200,000～USD400,000**
Year of launch	**2018**
Unit of sale	**1 system**
Place of sale	Worldwide (excluding some countries subject to export control).
Company name	**SHIMADZU CORPORATION**
Model number	**RADspeed Pro / Radiography System RADspeed fit**

6. Targeted health issues and product overview:

Radiographic equipment for diagnosis of pneumonia and other medical and orthopaedic diagnoses.
The lineup includes a wide range of types, such as ceiling-suspended/floor-mounted X-ray tubes, elevating/non-elevating imaging tables, and automatic X-ray tube tracking/non-automatic X-ray tubes.

7. Product details:

Accessories and required consumables	**N/A**
Warranty period	**The warranty period is one year after installation or one and a half years after shipment, whichever comes first.**
Lifetime	**7 years** (if a maintenance contract is concluded and periodic inspections are performed at least once a year)
Facility requirements	**Power requirements vary by model and specifications, so please contact us for details.** **Operating environment: 10 to 40 degrees Celsius, humidity 30% to 85%.**
Maintenance **(*for medical equipment)**	**Available worldwide by distributors and subsidiaries** (except for some countries subject to export control)
Regulatory approval status	**PMDA, US FDA, CE, and other marketing approval**
International public procurement performance	**Mongolia (Japan ODA), Myanmar (Japan ODA), Chile (Japan ODA), Jordan (Japan ODA) etc.**

8. Contact and other information:

Contact address.	**SHIMADZU CORPORATION** **Medical Equipment Division, Overseas Sales Department, Area Business Group, Area Manager** **Miyao Kazuno** **salesall@group.shimadzu.co.jp, +81-3-3219-5653**
Website	**https://www.shimadzu.com/**

Case studies in low- and middle-income countries

Myanmar, Laos, Kenya, and many others.
RADspeed has been widely introduced from university and general hospital class to clinic class as the primary means of diagnosing pneumonia, bone fractures, and other lesions.

SHIMADZU CORPORATION

1. Name of product:

Versatile Angiography system Trinias

2. Image:

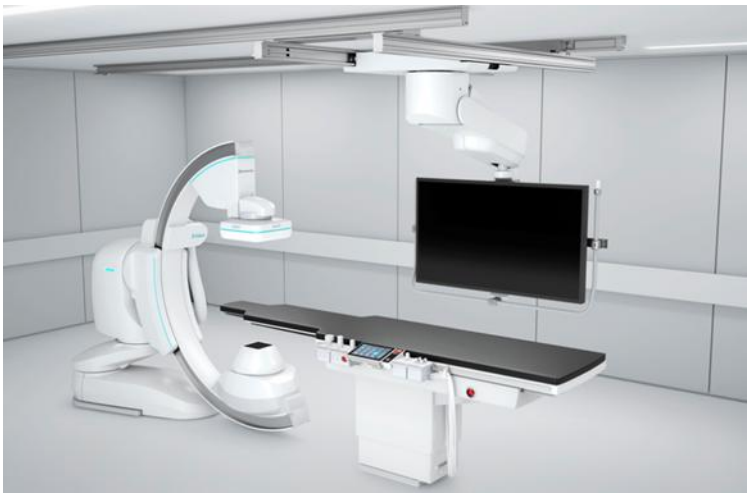

3. Primary Function: Angiography system

4. Category: Medical equipment

5. Sales information:

Price	**USD2,000,000～USD4,000,000**
Year of launch	**2023**
Unit of sale	**1 system**
Place of sale	**Worldwide (excluding some countries subject to export control)**
Company name	**SHIMADZU CORPORATION**
Model number	**Digital Angiography System Trinias**

6. Targeted health issues and product overview:

Equipment used to visualize devices such as catheters and stents by X-ray fluoroscopy during catheterization of cardiovascular, intracerebral, hepatic, and peripheral vessels.
The product lineup includes a wide range of devices, from dedicated cardiovascular, intracerebral, abdominal, and peripheral vascular systems to multi-purpose systems that cover all of these areas in a single unit, enabling to propose the optimal system to meet the installation environment, inspection needs, and budget.

7. Product details:

Accessories and required consumables	**N/A**
Warranty period	**The warranty period is one year after installation or one and a half years after shipment, whichever comes first.**
Lifetime	**7 years** (if a maintenance contract is concluded and periodic inspections are performed at least once a year).
Facility requirements	**Power requirements vary by model and specifications; please contact us for details.** **Operating environment: 10 to 30 degrees Celsius, humidity 30% to 75%.**
Maintenance **(*for medical equipment)**	**Available worldwide by distributors and subsidiaries** (except for some countries subject to export control)
Regulatory approval status	**PMDA, US FDA, CE, and other marketing approval**
International public procurement performance	**Mongolia (Japan ODA), Syria (WHO), Others**

8. Contact and other information:

Contact address.	**SHIMADZU CORPORATION** **Medical Equipment Division, Overseas Sales Department, Area Business Group, Area Manager** **Miyao Kazuno** **salesall@group.shimadzu.co.jp, +81-3-3219-5653**
Website	**https://www.shimadzu.com/**

Case studies in low- and middle-income countries

Bangladesh, Myanmar, and many others.
Trinias has been installed in university hospitals and general hospitals class where catheterization can be performed.

TAIYO Corporation

1. Name of product:

Wearable Surgical Light OPELAIII -H (Current Model)

Wearable Surgical Light OPELAIII Cx (Next-Generation Model)

2. Image:



OPELA III™ / OPELA III™ Cx

3. Primary Function: Medical Treatment (Surgical Lighting)

4. Category: Medical Equipment

5. Sales information:

Price	Sales prices vary by region and order volume. Contact company for quotation.
Year of launch	OPELAIII (Current Model): 2018 OPELAIII Cx (Next-Generation Model): 2024
Unit of sale	1 Unit
Place of sale	Distributors in Vietnam, Hong Kong, Bangladesh, India, Malaysia, Thailand, Ghana, Kuwait, and Philippines as of July 2025. Also open to countries where CE mark is accepted.
Company name	TAIYO Corporation
Model number	N/A

6. Targeted health issues and product overview:

OPELAIII is a wearable surgical light designed to replicate and miniaturize traditional ceiling-mounted shadowless lights used in operating rooms. By incorporating high-intensity illumination and excellent color rendering into a compact, head-mounted form, the device offers superior mobility without compromising visibility. This enables surgeons to clearly observe the surgical field, including deep areas, with minimal shadows, thereby enhancing surgical safety.

Powered by a lightweight battery pack, OPELAIII is highly portable and suitable for use in settings with limited medical infrastructure, such as developing countries and disaster zones. Its combination of brightness, mobility, and reliability addresses the needs of challenging surgical environments.






7. Product details:

Accessories and required consumables	  **Included with the product:** **Main Unit: 1 unit** **COOLMAX® inner pads: 1 set** **Battery Unit: 2 units** **Charger: 1 unit** **AC Adapter: 1 unit** **Attached Belt: 1 unit** **Storage Case: 1 unit** **Information on accessories and consumables are available upon request.**
Warranty period	**Standard: 1 year** **Optional Extended Warranty Available**
Lifetime	**5 years**
Facility requirements	• **Operating Temp / Humidity: 0–35°C, 20–85% RH (non-condensing)** • **Power Consumption: Approx. 20W** • **Power Supply: AC 100–240V, 47–63Hz / DC 9V (dedicated battery)**
Maintenance **(*for medical equipment)**	Except for post-use disinfection, the product is essentially maintenance-free. In the event of malfunction or failure, the unit must be returned to Japan for inspection and repair. We recommend that local distributor partners purchase a spare unit in advance, which can be temporarily loaned to customers while the original unit is being serviced.
Regulatory approval status	**OPELAIII (Current Model)** • **PMDA Class I Notification (Japan, 2017)** ➢ **Registered in: Vietnam (2021), Philippines (2022), Malaysia (2023), Singapore (2023), Thailand (2023), Taiwan (2023), India (2025), Kuwait (2025)** **OPELAIII Cx (Next-Generation Model)** • **PMDA Class I Notification (Japan, 2024)** ➢ **CE Mark Class I Medical Device (June 2025)**
International public procurement performance	Major Installation Records (OPELAIII – Current Model) Ministry of Health, Republic of Ghana (Awarded in 2024; Delivery scheduled in 2025) 108 Military Central Hospital, Vietnam (2024) Command Hospital Air Force, India (2025)

8. Contact and other information:

Contact address.	**Name: Rawaf Radjaie (International Sales Director)** **Email: rawaf.radjaie@taiyocorp.com** **Phone: +81-3-5440-6273**
Website	**https://www.opela3.com/en/**

Case Studies in Low and Middle-Income Countries



Sudan (2022)
Through the Japanese NGO *Rocinantes*, a unit of OPELAIII was donated to the Ibn Sina Hospital. The device was used for country's first-ever liver transplant.



India (2022)
Used for free-of-charge treatment in remote areas as part of an NGO-led medical mission.



Lebanon (2022)
Donated to Hôtel-Dieu de France University Hospital.



Ukraine (2023)
15 units of OPELAIII were donated and used in conflict zones to treat injured patients.



Iraq (2023)
Enabled continued surgical procedures during power outages in areas with unstable electricity supply.



Benin (2024)
Used by the Italian NGO, Emergenza Sorrisi, in medical settings with limited infrastructure.



Vietnam (2024)
Installed at the 108 Military Central Hospital, receiving high praise for brightness and portability.

Toyota Tsusho Corporation

1. Name of product:

Toyota Land Cruiser RVTV, a cold storage vehicle dedicated to vaccine transportation

2. Image:



Fig. A, B: Overall view of the vehicle, Fig. C, D: Rear-compartment mounted vaccine-specific refrigerators

3. Primary Function: Cold chain transport of vaccines (2-8°C) (specialising in last mile transport)

4. Category: Medical equipment

5. Sales information:

Price	**USD 60,000/Unit** (Reference) The general price for UN agencies (non-Euro engine)
Year of launch	**2021**
Unit of sale	**1 unit**
Place of sale	・ The sales contract is the International Cooperation Group, Mobility Planning Department, Toyota Tsusho Corporation. ・ The sales target countries are all countries*1 where Toyota Land Cruisers have been introduced*2, and developing countries are generally covered (major regions: all of Africa, South East Asia, South Asia, the Middle East, the Caribbean and the Pacific states, etc.). ・ For further details, please contact the contact person listed. *1 Determination of introduction based on Toyota Motor Corporation's emission regulations and other laws and regulations in each country. *2 Countries and regions that have not yet introduced the vehicle or that do not comply with laws and regulations can be considered for introduction, depending on special exceptions and exemptions from laws and regulations on the part of the government of the country introducing the vehicle.
Company name	**Toyota Tsusho Corporation**
Model number	**Toyota Land Cruiser 78 RVTV**

6. Targeted health issues and product overview:

Transport of medical vaccines requiring 2-8°C cold transport.
Vaccines to be transported include all vaccines that must be kept cool at 2-8°C (e.g., childhood immunization vaccines, corona vaccines, malaria vaccines, etc.). We can also transport pharmaceuticals and other products that require the same cold storage conditions.
Temperature control and safety of vaccine vials are the most important aspects of vaccine transportation. The main issue in vaccine transportation in developing countries is the means of transportation. Existing vehicles are not dedicated to vaccine transportation and are at risk of damage and temperature rise and fall. This vehicle is designed to carry vaccines directly, thus realizing safe transportation of vaccine vials. The most important temperature control feature is a dedicated refrigerator capable of precise temperature control, and the 16-hour battery and recharging system (recharging from an external power source while the vehicle is in motion) enable cold storage and transportation, including long-distance transportation. Dry goods (consumables necessary for vaccination, such as needles and gauze) can also be loaded inside the vehicle and on the roof rack, making it possible to carry not only the vaccines necessary for vaccination campaigns but also the equipment and personnel required for vaccination. The Land Cruiser undercarriage enables the vehicle to travel on unpaved roads and rough terrain, and to transport inaccessible areas, specializing in last-mile transportation.
Joint trials in five African countries with the GAVI Vaccine Alliance have demonstrated the contribution of the vehicle to improving the efficiency of vaccine transport operations in the field, reducing transport costs, and reducing the number of unimmunized children.

7. Product details:

Accessories and required consumables	**Data logger included for temperature recording (*free of charge).**
Warranty period	**Normally 3 years or 100,000 km, whichever comes first** *1 Refrigerator part is guaranteed for 3 years, while the above periods for vehicles are standard and by the warranty periods set by Toyota distributors in each country.
Lifetime	**More than 10 years*1** *1 Refrigerator built-in battery expected life of 10 years (battery can be replaced). Assuming that periodic inspections are performed by Toyota standards for vehicles, a longer lifetime than the above is possible if inspections are performed.
Facility requirements	**After completion of vaccine transport, recharging is recommended at a normal electrical outlet or power source.**
Maintenance **(*for medical equipment)**	**After-sales support by Toyota distributors and refrigerator manufacturer service agents in the country of introduction.** **Maintenance recommendations are as follows:** · **Vehicle:** Periodic inspections at the Toyota distributor or dealer in each country are recommended. Daily maintenance as described in the operation manual is recommended. · **Refrigerators:** Periodic cleaning of the interior. Drainage.
Regulatory approval status	**WHO PQS E002/001**
International public procurement performance	**Preparing to conclude a long-term contract with UNICEF (target end 2023).** **Preparing to conclude a long-term contract with UNOPS (target end-2023).** **Country of Introduction:** Palestine Niger Uganda Angola Uganda Laos Bosnia and Herzegovina Mongolia Madagascar South Sudan Kenya Burkina Faso Ghana Central African Republic Dominican Republic Senegal Mozambique Egypt Equatorial Guinea Sudan

8. Contact and other information:

Contact address.	**Toyota Tsusho Corporation** **1) Nakagawa Ko** ko_nakagawa@toyota-tsusho.com, **+81-50-3176-0943** **2) Yuta Ohashi** yuta_ohashi@toyota-tsusho.com, **+81-50-3176-0961**
Website	**Listed on the website of the partner fridge manufacturer:** https://www.bmedicalsystems.com/en/solutions/vaccine-cold-chain/refrigerated-vaccine-transport-vehicle/ **Also listed in the WHO PQS catalogue:** https://apps.who.int/immunization_standards/vaccine_quality/pqs_catalogue/categorypage.aspx?id_cat=16 **(YouTube Video) "Driving change: These Landcruisers are transforming vaccine delivery in Africa":** https://www.youtube.com/watch?si=8Agu8AZ0E91Y2eaV&v=vDCI5oql3NI&feature=youtu.be

Case studies in low- and middle-income countries

Case 1: Niger.





Case 2: Burkina Faso







Fig. A: Vehicles in transit: The vehicle can be driven on rough roads without problems. The roof rack (on top of the vehicle) is equipped with the essential consumables for vaccination. The roof rack can carry not only the vaccine vials (undiluted vaccine), but also the equipment required for the entire vaccination.
Fig. B: Arrives at the delivery point and distributes vaccines: Normally, vaccines need to be transported in cold boxes, but in the case of RVTV, vaccines can be taken out directly.
Fig. C: Scenes of essential consumables being stacked on a roof rack:
Fig. D: Distribution at delivery points as in Niger:
Fig. E: Actual post-delivery vaccination scene. (Corona vaccination)

Toyota Tsusho Corporation

1. Name of product:

X-ray diagnostic vehicle “Toyota Land Cruiser X-RAY diagnostic vehicle”

2. Image:



3. Primary Function: A vehicle for remote diagnosis of infectious diseases, mainly tuberculosis

(*equipped with X-ray and PCR testing equipment)

4. Category: Medical Device

5. Sales information:

Price	**Please contact the company**
Year of launch	**N/A**
Unit of sale	**Please contact the company**
Place of sale	**Please contact the company**
Company name	**Toyota Tsusho Corporation**
Model number	**N/A**

6. Targeted health issues and product overview:

On-site diagnosis of infectious diseases, with a particular focus on tuberculosis, in areas that are difficult to access, such as remote areas, and areas that do not have medical facilities.

Tuberculosis is an infectious disease affecting approximately 10 million people each year. Alarmingly, around 3 million of these affected individuals do not receive medical treatment, and are in a situation where they are unable to receive not only medical examinations but also subsequent treatment, known as the “Missing Millions”.

As tuberculosis diagnosis in developing countries is mainly carried out in hospitals and clinics, there is also the issue of reaching patients who live far away from these facilities.

To address these challenges, we present Toyota Land Cruiser, a medical device specially equipped with a portable X-ray machine and AI diagnostic device made by Fujifilm.
This innovative vehicle transforms into a mobile X-ray examination facility, where preliminary screenings are conducted using AI technology. It also includes a PCR testing device, allowing for rapid confirmation of positive diagnoses identified through X-ray. Depending on the cooperation with doctors, it is also possible to start treatment on the spot. Each piece of equipment is battery-powered, and a mobile battery is installed, so it is also possible to charge the equipment while the vehicle is in motion. Additionally, the vehicle is deployed with a working space (with a table and chairs) at the rear of vehicle, and a storage space for each piece of equipment.

The vehicle is also equipped with a tarp that can be deployed on the side of the vehicle, to provide protection against extreme heat (particularly in areas with strong sunlight), and offers privacy for changing clothes.

7. Product details:

Accessories and required consumables	**Please Contact the Company**
Warranty period	**Please Contact the Company**
Lifetime	**Please Contact the Company**
Facility requirements	**Please Contact the Company**
Maintenance (*for medical equipment)	**Please Contact the Company**
Regulatory approval status	The X-ray and PCR testing equipment installed are WHO-recommended equipment for tuberculosis control.
International public procurement performance	N/A

8. Contact and other information:

Contact address.	**Toyota Tsusho Corporation** **1) Nakagawa Ko** ko_nakagawa@toyota-tsusho.com, **+81-50-3176-0943** **2) Yuta Ohashi** yuta_ohashi@toyota-tsusho.com, **+81-50-3176-0961**
Website	**N/A**

Case studies in low- and middle-income countries

This product has been introduced in Cameroon and Namibia.

TWINBIRD CORPORATION

1. Name of product:

(Vaccine Refrigerator) Bio-Vaccine Cold Storage Box

2. Image:



1. Product appeaeance



2. Temperature Display

3. Primary Function: Others

4. Category: Vaccine Refrigerator, Refrigerator for Pharmaceuticals, Specimens, and Reagents

5. Sales information:

Price	US$1,400
Year of launch	2016
Unit of sale	50 Units
Place of sale	Worldwide (with conditions applied for Europe)
Company name	TWINBIRD CORPORATION
Model number	SC-BV25

6. Targeted health issues and product overview:

Vaccines play a vital role not only in preventing infections and reducing severity but also in achieving herd immunity. However, in many developing countries, inadequate management during transportation and storage leads to a significant amount of vaccine wastage.

The SC-BV25 Bio-Vaccine Cold Storage Box is a compact and lightweight solution ideal for the transportation and storage of vaccines and pharmaceuticals. It can be powered by vehicle batteries, making it suitable for use in mobile or remote settings. The internal temperature is maintained at +4°C, which falls within the recommended storage range of +2°C to +8°C for most vaccines.

7. Product details:

Accessories and required consumables	Product Specifications • Product description: Portable Bio-Vaccine Cold Storage Box • External dimensions: W695 mm × D350 mm × H460 mm • Weight: 15 kg • Internal temperature setting: Fixed at +4°C • Internal temperature range: +4°C ±2°C • Temperature display: Available (Note: no temperature recording function) • Storage capacity: 25 L • Internal dimensions: W335 mm × D225 mm × H340 mm • Power consumption: 55 W • Power supply: AC100V–AC240V 50/60Hz / DC12V • Operating temperature range: -10°C to +40°C • Certification: CE certified • Accessories: AC adapter, DC power cord, internal basket • Note: Battery not built-in
Warranty period	1 year
Lifetime	10 years
Facility requirements	• For use only in facilities with a stable and uninterrupted power supply • For indoor use or use within vehicles
Maintenance (*for medical equipment)	Not required
Regulatory approval status	N/A
International public procurement performance	The product was delivered to Timor-Leste under the JICA project "Survey on the Potential Use of Private Sector Technologies in Developing Countries in Response to COVID-19." Product handover ceremony in Timor-Leste 

8. Contact and other information:

Contact address.	Official corporate homepage
Website	https://www.twinbird.jp/fpsc/products_sc-bv25_en/

Case studies in low- and middle-income countries

- **Timor-Leste**

TWINBIRD CORPORATION

1. Name of product:

(Vaccine Freezer Refrigerator) Deep Freezer

2. Image:



1. Product appearance



2. Temperature display and setting panel

3. Primary Function: Others

4. Category: Vaccine Freezer Refrigerator, Freezer Refrigerator for Pharmaceuticals, Specimens, and Reagents

5. Sales information:

Price	US$1,680
Year of launch	2006
Unit of sale	50
Place of sale	Worldwide, with conditions applied for Europe
Company name	TWINBIRD COPORATION
Model number	SC-DF25

6. Targeted health issues and product overview:

Vaccines play a crucial role not only in preventing infections and reducing severity but also in achieving herd immunity. However, in many developing countries, inadequate management during transportation and storage results in the disposal of a significant number of vaccines.

The SC-DF25 Deep Freezer is a low-temperature vaccine freezer adopted by Japan's Ministry of Health, Labour and Welfare for COVID-19 vaccine storage. Compact and lightweight, it can be powered by vehicle batteries, making it ideal for the transport and storage of vaccines and pharmaceuticals. With a temperature setting range from -40°C to +10°C, it can function as both a vaccine freezer and a vaccine refrigerator.

7. Product details:

Accessories and required consumables	Product Specifications • Product description: Portable Freezer Refrigerator • External dimensions: W695 mm × D350 mm × H460 mm • Weight: 16.5 kg • Temperature setting range: -40°C to +10°C (adjustable in 1°C increments) • Temperature display: Available (Note: no temperature recording function) • Storage capacity: 25 L • Internal dimensions: W335 mm × D225 mm × H340 mm • Power consumption: 55 W • Power supply: AC100V–AC240V 50/60Hz / DC12V • Operating temperature range: +0°C to +35°C • Certification: CE certified • Accessories: AC adapter, DC power cord • Note: Battery not built-in
Warranty period	1 year
Lifetime	10 years
Maintenance (*for medical equipment)	Not Required
Facility requirements	• For use only in facilities with a stable and uninterrupted power supply • For indoor use or use within vehicles
Regulatory approval status	N/A
International public procurement performance	The product was delivered to Mozambique under JICA's "Last One Mile Support" initiative.  (Product handover ceremony in Mozambique)

8. Contact and other information:

Contact address.	**Please contact through website**
Website	**https://www.twinbird.jp/fpsc/products_sc-df25_en/**

Case studies in low- and middle-income countries,

The product has been introduced in Mozambique, Mongolia, Palestine, and Senegal through other ODA initiatives. (photos not available)



TWINBIRD CORPORATION

1. Name of product:

Deep Freezer P (Vaccine Storage Freezer)

2. Image:



1. Product appeaeance



2. Temperature Display

3. Primary Function: Others

4. Category: Vaccine Freezer

5. Sales information:

Price	US $2,900
Year of launch	2024
Unit of sale	50 units
Place of sale	Worldwide (with conditions for Europe)
Company name	Twinbird Corporation
Model number	SC-DF25P

6. Targeted health issues and product overview:

Vaccines play a vital role not only in preventing infectious diseases and reducing severe symptoms, but also in achieving herd immunity. However, in many developing countries, the lack of proper cold storage facilities remains a major challenge.

The SC-DF25P Deep Freezer P is a WHO PQS-certified model of the SC-DF25WL Deep Freezer, which was selected by Japan's Ministry of Health, Labour and Welfare for the storage of COVID-19 vaccines. It is equipped with essential features for vaccine storage, including CE certification, WHO PQS certification, a temperature recorder, and a lock mechanism.

With its compact, lightweight design and low power consumption, the unit is well-suited for use in regional clinics and other decentralized healthcare settings.

7.

Accessories and required consumables	Product Specifications • Product Type: Freestanding Vaccine Freezer • External Dimensions: W695 × D350 × H460 mm • Weight: 16.5 kg • Temperature Setting: Fixed at -20°C • Storage Temperature: -20°C (±5°C) • Storage Capacity: 15 liters • Internal Dimensions: W335 × D225 × H225 mm • Power Consumption: 55 W • Power Supply: AC 100V–240V, 50/60Hz • Operating Ambient Temperature: +0°C to +43°C • Certifications: WHO PQS certified, CE certified • Accessories Included: Temperature recorder, lock, AC adapter • Optional Accessory: Voltage stabilizer Notes: • As this is a free-standing vaccine freezer, a DC power cord is not included. For in-vehicle use, please select the SC-DF25 Deep Freezer model. • This unit does not contain a built-in battery.
Warranty period	3 year
Lifetime	10 years
Facility requirements	For use in facilities with a stable and uninterrupted power supply For indoor use only
Maintenance (*for medical equipment)	Not required
Regulatory approval status	N/A
International public procurement performance	Similar models of this product have been delivered through Official Development Assistance (ODA) projects to countries such as Mozambique, Senegal, Mongolia, and Palestine.

8. Contact and other information:

Contact address	Corporation HP
Website	https://www.twinbird.jp/fpsc/products_sc-bv25_en/

9. Case studies in low- and middle-income countries

N/A

5. Others

CYBERDYNE, INC.

1. Name of product:

HAL® Lumbar Type for Care Support and Independence Support

2. Image:



3. Primary Function: Training, etc.

4. Category: A wearable cyborg that can be utilized for both care support and independence support purposes

5. Sales information:

Price	**Approx. 6 million JPY per unit (Ukraine)** **At an exchange rate of 147 JPY/USD: approx. 40,000 USD**
Year of launch	**August 2019**
Unit of sale	**1 unit**
Place of sale	**Japan**
Company name	**CYBERDYNE, INC.**
Model number	**HAL-BB04**

6. Targeted health issues and product overview:

By wearing HAL® and performing movements in accordance with the wearer's intentions, it is expected to help maintain and improve physical functions as well as enhance independence.

The system analyzes and simulates the lumbar load during caregiving tasks such as transfer assistance and repositioning from medical and anatomical perspectives, enabling functions that effectively reduce physical strain and lower the risk of back pain.

Its waterproof design also allows for use during demanding tasks such as bathing assistance, enabling caregivers to perform their usual care activities with less effort.

7. Product details:

Accessories and required consumables	HAL Monitor, Battery, Battery Charger, Charger Coupler, Power Cable, AC Adapter, Instruction Manual
Warranty period	**5 year**
Lifetime	**5 years**
Facility requirements	**Internet Connection Environment**
Maintenance (*for medical equipment)	Japan
Regulatory approval status	**Not necessary**
International public procurement performance	Procurement of Equipment for Ukraine (Rehabilitation Equipment, Power Generators) under the "JICA Emergency Procurement Standby Operations FY2023–2026"

8. Contact and other information:

Contact address.	*** Contact Person: Mr. Motoaki Komiya** **Email: komiya_motoaki@cyberdyne.jp** **Tel: +49 (0)234 587 300-0** *** Contact Person: Shinji Adachi** **Email: ag-overseas@cyberdyne.jp**
Website	**https://www.cyberdyne.jp/products/bb04.html**

Case studies in low- and middle-income countries

Introduction of 35 units of the HAL® Lumbar Type for Care Support and Independence Support, along with related equipment, to a rehabilitation facility in Kyiv, Ukraine under the aforementioned JICA program.

CYBERDYNE, INC.

1. Name of product:

HAL® Single Joint Type (Medical Use)

2. Image:



3. Primary Function: Treatment

4. Category: A therapeutic device designed for intensive Cybernics treatment of individual joints (elbow, knee, and ankle)

5. Sales information:

Price	**Approx. 6 million JPY per unit (Ukraine)** **At an exchange rate of 147 JPY/USD: approx. 40,000 USD**
Year of launch	**July 2020**
Unit of sale	**1 unit**
Place of sale	**Japan**
Company name	**CYBERDYNE, INC.**
Model number	**HAL-MS01**

6. Targeted health issues and product overview:

The HAL® Single Joint Type (Medical Use) detects the wearer's bio-electrical signals and assists joint movements accordingly, enabling the wearer to perform motions in line with their intentions.

A single unit can be used to provide intensive rehabilitation for various joints, including the elbow, knee, ankle, and shoulder.

7. Product details:

Accessories and required consumables	Data Logger, Power Unit, Controller, Control Box, Electrode Cables, Battery Pack, Battery Charger and AC Adapter, Control Box Storage Pouch, Instruction Manual
Warranty period	**5 year**
Lifetime	**5 years**
Facility requirements	**Internet Connection Environment**
Maintenance (*for medical equipment)	Japan
Regulatory approval status	**Japan (2020), United States (2021), Europe (2019), Malaysia (2020), Thailand (2021), Saudi Arabia (2022), Australia (2021), Taiwan (2022), Turkey (2022), Indonesia (2022), India (2025), Ukraine (2025)**
International public procurement performance	Procurement of Equipment for Ukraine (Rehabilitation Equipment, Power Generators) under the "JICA Emergency Procurement Standby Operations FY2023–2026"

8. Contact and other information:

Contact address.	*** Contact Person: Mr. Motoaki Komiya** **Email: komiya_motoaki@cyberdyne.jp** **Tel: +49 (0)234 587 300-0** *** Contact Person: Shinji Adachi** **Email: ag-overseas@cyberdyne.jp**
Website	**https://www.cyberdyne.jp/products/SingleJoint_medical.html**

Case studies in low- and middle-income countries

Introduction of eight units of the HAL® Single Joint Type (Medical Use) and related equipment to a rehabilitation facility in Kyiv, Ukraine under the aforementioned JICA program.

CYBERDYNE, INC.

1. Name of product:

Medical HAL® Lower Limb Type (ML05)

2. Image:



3. Primary Function: Treatment

4. Category: Equipment

5. Sales information:

Price	Approx. 30 million JPY per unit (Ukraine) At an exchange rate of 147 JPY/USD: approx. 204,000 USD
Year of launch	August 2016
Unit of sale	1 unit
Place of sale	Japan
Company name	CYBERDYNE, INC.
Model number	HAL-ML05

6. Targeted health issues and product overview:

The Medical HAL® Lower Limb Type is a therapeutic device designed for individuals with lower limb impairments or reduced leg strength.
When a person intends to move their body, faint bio-electrical signals are emitted on the surface of the skin. HAL detects these signals through sensors attached to the skin and assists the wearer in performing movements in accordance with their intentions.

Even for individuals who have difficulty moving their bodies due to illness or other conditions, repeatedly performing movements based on signals from the brain helps to strengthen and adjust neural connections. This process promotes functional improvement and regeneration of the nervous and muscular systems.

7. Product details:

Accessories and required consumables	HAL Monitor, Sensor Shoes, Hip Belt and Trunk Fixation Belt, Trunk Pads, Belt Buckles, Side Belts, Cuff Pads, Thigh Cuffs, Shank Cuffs, Thigh Belts, Shank Belts, Controller Holder, Battery Pack, Electrode Cables, Hex Wrench, Battery Charger, Instruction Manual
Warranty period	**5 year**
Lifetime	**5 years**
Facility requirements	**Internet Connection Environment**
Maintenance (*for medical equipment)	Japan
Regulatory approval status	**Japan (2015), United States (2017), Europe (2013), Malaysia (2019), Thailand (2020), Saudi Arabia (2017), Australia (2020), Taiwan (2020), Turkey (2020), Indonesia (2020), Singapore (2020), India (2025), Ukraine (2025)**
International public procurement performance	Procurement of Equipment for Ukraine (Rehabilitation Equipment, Power Generators) under the "JICA Emergency Procurement Standby Operations FY2023–2026"

8. Contact and other information:

Contact address.	*** Contact Person: Mr. Motoaki Komiya** **Email: komiya_motoaki@cyberdyne.jp** **Tel: +49 (0)234 587 300-0** *** Contact Person: Shinji Adachi** **Email: ag-overseas@cyberdyne.jp**
Website	**https://www.cyberdyne.jp**

Case studies in low- and middle-income countries

Introduction of three units of the Medical HAL® Lower Limb Type and related equipment to a rehabilitation facility in Kyiv, Ukraine under the aforementioned JICA program.

KAI INDUSTRIES CO., LTD.

1. Name of product:

Biopsy Punch

2. Image:





3. Primary Function: Treatment and Diagnosis

4. Category: Medical equipment

5. Sales information:

Price	1 box: 1,633–2,014 yen (20 pieces per box) Please refer to model numbers below
Year of launch	1998
Unit of sale	20 pieces per box
Place of sale	Japan, EU countries, China, Brazil, Russia, Taiwan, Indonesia, South Korea, Australia, and about 30 other countries
Company name	KAI INDUSTRIES CO., LTD.
Model number	

Ref No.	KAI Code	Description	Price per box (20 pcs.) in JPY
BP-10F	041MK0708X1	BIOPSY PUNCH 1.0MM	JPY 1,633
BP-15F	041MK0710X1	BIOPSY PUNCH 1.5MM	JPY 1,569
BP-20F	041MK0711X1	BIOPSY PUNCH 2.0MM	JPY 1,569
BP-25F	041MK0709X1	BIOPSY PUNCH 2.5MM	JPY 1,569
BP-30F	041MK0712X1	BIOPSY PUNCH 3.0MM	JPY 1,569
BP-35F	041MK0713X1	BIOPSY PUNCH 3.5MM	JPY 1,569
BP-40F	041MK0714X1	BIOPSY PUNCH 4.0MM	JPY 1,569
BP-50F	041MK0715X1	BIOPSY PUNCH 5.0MM	JPY 1,675
BP-60F	041MK0716X1	BIOPSY PUNCH 6.0MM	JPY 1,675
BP-80F	041MK0717X1	BIOPSY PUNCH 8.0MM	JPY 1,675
BPP-10F	041MK0695X1	BIOPSY PUNCH WITH PLUNGER 1.0MM	JPY 2,226
BPP-15F	041MK0696X1	BIOPSY PUNCH WITH PLUNGER 1.5MM	JPY 2,014

	BPP-20F	041MK0697X1	BIOPSY PUNCH WITH PLUNGER 2.0MM	JPY 2,014
	BPP-30F	041MK0698X1	BIOPSY PUNCH WITH PLUNGER 3.0MM	JPY 2,014
	BPP-40F	041MK0699X1	BIOPSY PUNCH WITH PLUNGER 4.0MM	JPY 2,014

6. Targeted health issues and product overview:

N/A

7. Product details:

Accessories and required consumables	N/A
Warranty period	Sterilization validity: 5 years
Lifetime	Sterilization validity: 5 years
Facility requirements	N/A
Maintenance (*for medical equipment)	N/A
Regulatory approval status	Approved under European MDR (2024)
International public procurement performance	Proven track record of winning tenders for public hospitals in Southeast Asian countries such as Malaysia and Brunei, as well as in countries such as Cuba.

8. Contact and other information:

Contact address.	medical-en@kai-group.com 0575-28-5040
Website	https://www.kaimedical.jp/

9. Case studies in low- and middle-income countries

Proven sales record in French-speaking Africa, Cuba, Indonesia, the Philippines, and India

KAI INDUSTRIES CO., LTD.

1. Name of product:

Curette

2. Image:



3. Primary Function: Treatment

4. Category: Medical equipment

5. Sales information:

Price	1 box: 1,548–1,590 yen (20 pieces per box) See model numbers below.
Year of launch	1998
Unit of sale	20 pieces per box
Place of sale	Japan, EU countries, China, Brazil, Russia, Taiwan, Indonesia, South Korea, Australia, and about 30 other countries.
Company name	KAI INDUSTRIES CO., LTD.
Model number	

Ref No.	KAI Code	Description	Price per box (20 pcs.) in JPY
MK402	041MK1402X1	DERMAL CURETTE 2.0MM	JPY 1,548
MK403	041MK1403X1	DERMAL CURETTE 3.0MM	JPY 1,548
MK404	041MK1404X1	DERMAL CURETTE 4.0MM	JPY 1,548
MK405	041MK1405X1	DERMAL CURETTE 5.0MM	JPY 1,590
MK407	041MK1407X1	DERMAL CURETTE 7.0MM	JPY 1,590

6. Targeted health issues and product overview:

N/A

7. Product details:

Accessories and required consumables	N/A
Warranty period	Sterilization validity: 5 years
Lifetime	5 years
Facility requirements	N/A
Maintenance (*for medical equipment)	N/A
Regulatory approval status	European MDR approved (2024)
International public procurement performance	Successful bids for public hospital tenders in Southeast Asia

8. Contact and other information:

Contact address.	medical-en@kai-group.com 0575-28-5040
Website	**https://www.kaimedical.jp/**

9. Case studies in low- and middle-income countries

Sales track record in French-speaking Africa, Cuba, Indonesia, the Philippines, and India

KAI INDUSTRIES CO., LTD.

1. Name of product:

Single-Use Ophthalmic Knife “Microsurgery Knife”

2. Image:



3. Primary Function: Treatment

4. Category: Medical Equipment

5. Sales information:

Price	Per Box: ¥1,288–¥3,392 (5 knives per box)
Year of launch	2007
Unit of sale	Minimum Order: 40 Boxes (5 knives per box)
Place of sale	Japan, EU Countries, China, Brazil, Russia, Taiwan, Indonesia, South Korea, Australia, and 30 other countries
Company name	KAI INDUSTRIES CO., LTD.

Model number

	Ref No.	Price per box (5 pcs.)
Stab Knives	A-0F	JPY 1,288
	A-15F	JPY 1,288
	A-225F	JPY 1,288
	A-30F	JPY 1,288
	A-45F	JPY 1,288
Crescent Knives	CPU-16AGF	JPY 2,703
	CPU-22AGF	JPY 2,703
	CPU-26AGF	JPY 2,703
	CWU-26AGF	JPY 2,703
MVR Knives	VK-25GF	JPY 2,650
	VK-23GF	JPY 2,650
	VK-20GF	JPY 2,650
	VK-19GF	JPY 2,650
	VKB-20GF	JPY 2,756
Slit Knives	SLU-13AGF	JPY 2,937
	SLU-18AGF	JPY 2,937
	SLU-20AGF	JPY 2,937
	SLU-22AGF	JPY 2,173
	SLU-23AGF	JPY 2,173
	SLU-24AGF	JPY 2,173
	SLU-25AGF	JPY 2,173
	SLU-265AGF	JPY 2,173
	SLU-275AGF	JPY 2,173
	SLU-28AGF	JPY 2,173
	SLU-285AGF	JPY 2,173
	SLU-30AGF	JPY 2,173
	SLU-32AGF	JPY 2,173
CCR Knives	CCR-18AGF	JPY 2,173
	CCR-20AGF	JPY 2,173
	CCR-22AGF	JPY 2,173
	CCR-23AGF	JPY 2,173
	CCR-24AGF	JPY 2,173
	CCR-25AGF	JPY 2,173
	CCR-265AGF	JPY 2,173
	CCR-275AGF	JPY 2,173
	CCR-28AGF	JPY 2,173
	CCR-30AGF	JPY 2,173
	CCR-32AGF	JPY 2,173
Sideport Knives	SP-T12	JPY 3,392
	SP-T12S	JPY 3,286
	SP-S15	JPY 1,288
	SP-S15-W07	JPY 1,288
	SP-S30	JPY 1,288
	SP-S30-W06	JPY 1,288
	SP-U10	JPY 2,809
	SP-U10S	JPY 2,703
	SP-A10	JPY 2,809
	SP-A10S	JPY 2,703

	Ref No.	Price per box (5 pcs.)
KKM Knives	KKM-22M	JPY 2,391
	KKM-24M	JPY 2,391
	KKM-275M	JPY 2,391
KMU Knives	KMU-20M	JPY 2,173
	KMU-22M	JPY 2,173
	KMU-24M	JPY 2,173
	KMU-25M	JPY 2,173
	KMU-28M	JPY 2,173
	KMU-30M	JPY 2,173
Slit Knife Parallel Side	SLP-22	JPY 2,391
	SLP-24	JPY 2,391
	SLP-28	JPY 2,391
Slit Knife Triple Cut	SLT-24	JPY 2,391
	SLT-265	JPY 2,391
	SLT-28	JPY 2,391
	SLT-30	JPY 2,391
Bleb Knives	BKB-10AGF	JPY 3,233
	BKB2-10AGF	JPY 3,233
Implant Knives	RNU-41AGF	JPY 2,407
	RNU-52AGF	JPY 2,407
	RNU-56AGF	JPY 2,407
Revision Slit Knife	RV-10	JPY 3,233
DSAEK Knives	DSK-46	JPY 2,391
	DSK-50	JPY 2,391
Safety Stab Knives	SK-A15	JPY 1,416
	SK-A225	JPY 1,416
	SK-A30	JPY 1,416
Safety Crescent Knives	SK-CPU16	JPY 2,974
	SK-CPU22	JPY 2,974
	SK-CPU26	JPY 2,974
Safety MVR Knives	SK-VKB20G	JPY 3,032
Safety Slit Knives	SK-SLU18M	JPY 3,230
	SK-SLU20M	JPY 3,230
	SK-SLU22	JPY 2,391
	SK-SLU23	JPY 2,391
	SK-SLU24	JPY 2,391
	SK-SLU28	JPY 2,391
	SK-SLU30	JPY 2,391
	SK-SLU32	JPY 2,391
Safety CCR Knives	SK-CCR18M	JPY 2,391
	SK-CCR20M	JPY 2,391
	SK-CCR22	JPY 2,391
	SK-CCR23	JPY 2,391
	SK-CCR24	JPY 2,391
	SK-CCR28	JPY 2,391
	SK-CCR30	JPY 2,391
	SK-CCR32	JPY 2,391

6. Targeted health issues and product overview:

This product is a single-use knife designed for ophthalmic surgeries requiring incisions of ocular tissue, such as cataract, glaucoma, and vitreoretinal procedures.

KOBAYASHI Pharmaceutical Co., Ltd.

1. Name of product:

KOOLFEVER

2. Image: [The Philippines]



[Vietnam]



3. Primary Function: Provide physical cooling relief through the evaporation of water in the hydrogel.

4. Category: Medical devices

5. Sales information:

Price	Vietnam: - Children (2 sheets) 15,000 VND - Infants (2 sheets) 18,000 VND - Adults (2 sheets) 18,000 VND The Philippines: - Infants (6 sheets): 169 pesos - Children (6 sheets): 169 pesos - Adults (6 sheets): 169 pesos - Adults EXCOOL (6 sheets): 169 pesos - Refreshing Mint (6 sheets): 169 pesos
Year of launch	Launched in the Philippines in 1999. Launched in Vietnam in 2012.
Unit of sale	Listed in the price section
Place of sale	Japan, China, Taiwan, the Philippines, Malaysia, Indonesia, Singapore, Thailand, Vietnam, Australia, the United States, the United Kingdom, etc.
Company name	KOBAYASHI Pharmaceutical Co., Ltd.
Model number	N/A

6. Targeted health issues and product overview:

In countries where infrastructure—such as healthcare and air conditioning systems—is underdeveloped, people often experience discomfort in their daily lives due to heat or fever. In such situations, this product is expected to offer some relief by providing cooling sensation by applying it to forehead when experiencing a fever or similar symptoms. It is also anticipated to provide a pleasant, cooling sensation as a measure against the heat.

7. Product details:

Accessories and required consumables	No accessories/consumables
Warranty period	3 years
Lifetime	N/A
Facility requirements	N/A
Maintenance (*for medical equipment)	If any issues arise, contact the local subsidiary in respective country.
Regulatory approval status	It is approved as a medical device in ASEAN countries such as China, Taiwan, the Philippines, Malaysia, Indonesia, Singapore, Thailand, and Vietnam. *In Japan, it is classified as a general merchandise item.
International public procurement performance	N/A

8. Contact and other information:

Contact address.	KOBAYASHI Pharmaceutical Co., Ltd. Research and Development Headquarters, International Development Department Department Manager: Shiro Tajima (田島史郎)
Website	Japanese official website for KOOLFEVER (KOBAYASHI Pharmaceutical): https://www.kobayashi.co.jp/brand/netsusama/index.html KOOLFEVER Malaysia: https://www.mykoolfever.com/ Kool 'n' Soothe (Kobayashi Healthcare UK): https://www.kobayashihealthcare.co.uk/

Case studies in low- and middle-income countries

Launched in the Philippines in 1999.
Launched in Vietnam in 2012.

KOBAYASHI Pharmaceutical Co., Ltd.

1. Name of product:

LiQuiPlast (Japanese name: サカムケア、Taiwan & Hong Kong name: 創護寧)

2. Image:



3. Primary Function: Wound protection

4. Category: Medical Device

5. Sales information:

Price	**350 pesos（the Philippines）**
Year of launch	**2023**
Unit of sale	**1 piece**
Place of sale	**Japan, Taiwan, Hong Kong, the Philippines, Thailand, Malaysia, Singapore**
Company name	**KOBAYASHI Pharmaceutical Co., Ltd.**
Model number	**N/A**

6. Targeted health issues and product overview:

In countries with inadequate water infrastructure, wounds are at a higher risk of bacterial infection from contact with contaminated water, which can lead to various infectious diseases.
This product instantly forms a transparent film over the wound upon application, providing a waterproof and antibacterial barrier that physically reduces the risk of bacterial infection from contaminated water and dust.

7. Product details:

Accessories and required consumables	No accessories/consumables
Warranty period	3 years
Lifetime	N/A
Facility requirements	There are no specific facility requirements, but the wound should be cleaned before application.
Maintenance (*for medical equipment)	If any issues arise, contact the local subsidiary in respective country.
Regulatory approval status	Approved in Japan in 2013 (as a pharmaceutical product), Taiwan in 2018, Thailand in 2024, Malaysia in 2020, and the Philippines in 2023.
International public procurement performance	N/A

8. Contact and other information:

Contact address.	s.tajima@kobayashi.co.jp
Website	No website in the Philippines. Website for respective countries: Japan: https://www.kobayashi.co.jp/brand/sakamucare/ Malaysia: https://www.kobayashi-my.com/products/liquiplast/ Singapore: https://www.kobayashi.com.sg/products/liquiplast/ Thailand: https://www.kobayashi-th.com/products/liquiplast/ Taiwan: https://www.kobayashi-tw.com/product/sakamucare/ Hong Kong: https://www.kobayashi.com.hk/products/sakamukea/

Case studies in low- and middle-income countries



The product was launched in the Philippines in 2023.

Nihon Kohden Corp.

1. Name of product:

Breath Cue NRM-1300

2. Image:



3. Primary Function: Monitoring

4. Category: Medical Equipment

5. Sales information:

Price	Please contact us for details
Year of launch	2022
Unit of sale	1 unit
Place of sale	Japan and Indonesia
Company name	Nihon Kohden Corp.
Model number	NRM-1300

6. Targeted health issues and product overview:

Neonatal Asphyxia
Breath Cue is a device designed to support the resuscitation of newborns who cannot breathe spontaneously immediately after birth. It measures vital signs, displays them on a monitor, and provides positive pressure ventilation (PPV) assistance through LED guidance.

With its PPV assist function, flashing LEDs and display illustrations visually guide healthcare workers on the correct ventilation timing and appropriate ventilation volume. The compact, lightweight, and portable design ensures adaptability to diverse installation environments and clinical practices across different countries.

In addition to clinical use, it also serves as a training tool for healthcare providers, contributing to the dissemination of neonatal resuscitation practices in emerging countries.

7. Product details:

Accessories and required consumables	Accessories and consumables are required for measuring ECG (Electrocardiogram), SpO_2 (Oxygen Saturation), Flow (Expiratory Flow), and Paw (Airway Pressure). Please contact our distributor for details.
Warranty period	Please contact us for details
Lifetime	Please contact us for details
Facility requirements	Hospital operating rooms, recovery rooms, general wards, NICUs, and general clinics
Maintenance (*for medical equipment)	Please contact us for details
Regulatory approval status	PMDA Approval (2022), Indonesia Approval (2022)
International public procurement performance	N/A

8. Contact and other information:

Contact address.	Nihon Kohden Corp. https://www.nihonkohden.com/contact.html
Website	https://www.nihonkohden.com/contact.html

9. Case studies in low- and middle-income countries



Newborn lungs are extremely delicate. When performing manual positive pressure ventilation (PPV) to support breathing in asphyxiated newborns, clinicians can use the device's indicator light and on-screen display to check whether ventilation is being delivered at the right timing, with the right volume, and without leakage.

Beyond device use, it is essential to pair the equipment with neonatal resuscitation training to ensure proper technique. In collaboration with Japanese perinatal physicians and educational institutions in Indonesia, we are working to promote correct practices and contribute to reducing neonatal mortality.

NIKKO PHARMACEUTICAL CO., Ltd.

1. Name of product:

Shiroban

Surgical Tape

Nikkoban WP

2. Image:



Shiroban



Surgical Tape



Nikkoban WP

3. Primary Function: Therapy

4. Category: Miscellaneous Medical and Hygiene Supplies, Miscellaneous Medical and Hygiene Supplies, General Medical Device (Class I)

5. Sales information:

Price

Product name	Specifications (Size / Quantity)	Price (JPY)
Shiroban №12	12mm×5m×5	629
Shiroban №25	25mm×5m×1	247
Shiroban №50	50mm×5m×1	479
Shiroban №75	75mm×5m×1	673
Shiroban / Yarlban	175mm0.91m	479
Surgical Tape №12	12mm×9m×24	1,988
Surgical TapeN№25	25mm×9m×12	1,988
Surgical TapeN№50	50mm×9m×6	1,988
Nikkoban WP M-100	M Size 100	825

Year of launch

Siroban: 1954
Yarlban: 1972
Nikkoban WP: 1972

Unit of sale

Product name	Specifications (Size / Quantity)	Price (JPY)	Minimum Order Quantity
Shiroban №12	12mm/5m/5	629	160
Shiroban №25	25mm/5m/1	247	320
Shiroban №50	50mm/5m/1	479	160
Shiroban №75	75mm/5m/1	673	120
Shiroban / Yarlban	175mm0.91m	479	80
Surgical Tape №12	12mm/9m×24	1988	30
Surgical TapeN°25	25mm/9m/12	1988	30
Surgical TapeN°50	50mm/9m/6	1988	30
Nikkoban WP M-100	M Size 100	825	48

Place of sale

Japan, Taiwan, Thailand

Company name

NIKKO PHARMACEUTICAL CO.,Ltd.

Model number

Product name	Specifications (Size / Quantity)
Shiroban №12	12mm/5m/5
Shiroban №25	25mm/5m/1
Shiroban №50	50mm/5m/1
Shiroban №75	75mm/5m/1
Shiroban / Yarlban	175mm0.91m
Surgical Tape №12	12mm/9m/24
Surgical TapeN°25	25mm/9m/12
Surgical TapeN°50	50mm/9m/6
Nikkoban WP M-100	M Size 100

6. Targeted health issues and product overview:

These products are used for surgical treatment of injuries. Shiroban and Surgical Tape have long been widely used in medical facilities across Japan. Nikkoban WP is a durable adhesive bandage designed for use in harsh environments such as wet conditions or outdoor work. All items are expected to be useful at disaster sites and other emergency settings.

Shiroban: A fabric-based surgical tape commonly used in hospitals to secure gauze or IV lines during wound treatment. It is non-elastic and can be torn by hand.

Surgical Tape : A paper-based surgical tape also used in hospitals to fix gauze or IV lines. Like Shiroban, it is non-elastic and easy to tear by hand.

Nikkoban WP: A fabric adhesive bandage used for treating minor injuries, such as cuts on fingers. It is strong, water-resistant, and highly adhesive, making it suitable for use in wet or physically demanding environments.

7. Product details:

Accessories and required consumables	N/A
Warranty period	Three years from the date of manufacture
Lifetime	Three years from the date of manufacture
Facility requirements	Please store in a cool place, away from direct sunlight.
Maintenance (*for medical equipment)	No maintenance required
Regulatory approval status	Siroban: Not required Surgical Tape : Not required Nikkoban WP: Licensed for Marketing and Manufacturing
International public procurement performance	Siroban: Successfully awarded in bidding projects from Sudan and South Africa in the late 1970s; no recent records. Surgical Tape : None Nikkoban WP: None

8. Contact and other information:

Contact address.	**Nikko Pharmaceutical Co., Ltd.** Contact: Motonobu Kanao 4-15-1 Kitazawa, Setagaya-ku, Tokyo 155-0031, Japan Email: m-kanao@nikkoban.jp Mobile: +81-80-8725-1798 Tel: +81-3-3468-1311 Fax: +81-3-3466-7833 **Overseas Sales Contact** **YOA AFRICA Corporation** Contact: Shuichi Kondoh 5-32-11 Otsuka, Bunkyo-ku, Tokyo 112-0012, Japan Email: sk@yoa-africa.co.jp Mobile: +81-90-1839-6546
Website	https://nikkoban.jp

Case studies in low- and middle-income countries

- **Siroban:** None
- **Surgical Tape :** None
- **Nikkoban WP**: Sales record at a Japanese-affiliated pharmacy (Tsuruha Drug) in Thailand (photo not available)

6. Introduction to the Ministry of Health, Labour and Welfare's, Japan Initiatives

Efforts toward international Expansion of Japanese Health system and technologies by Ministry of Health, Labour and Welfare, Japan

Project of Global Expansion of Pharmaceutical/Medical Device Industry, etc. Utilizing the Procurement Framework of International Organizations

- **International public procurement by the United Nations, etc. is one way for Japanese companies to expand to emerging and developing countries, but it is not utilized well due to a lack of information and knowhow.**
- **The following will be conducted to promote entry of Japanese companies into international public procurement.**

Specific contents **The MHLW outsources the following 3 projects to private companies, etc.**

(1) Collect information on procurement in international organizations and establish relationships

Example: Identifying where to contact, procurement process, etc. in international organizations including the WHO and UNICEF, establishing relationship with key persons

(2) Provide information of (1) to relevant industries and identify promising projects (International Public Procurement Information Platform)

Example: Timely provision of information on procurement process, procedures, etc. to Japanese companies and identification of promising seeds

(3) Closely support Japanese companies which challenge international public procurement

Invite experts on international public procurement and developing country marketsas supervisors and deploy effective support to companies

【Project Image】

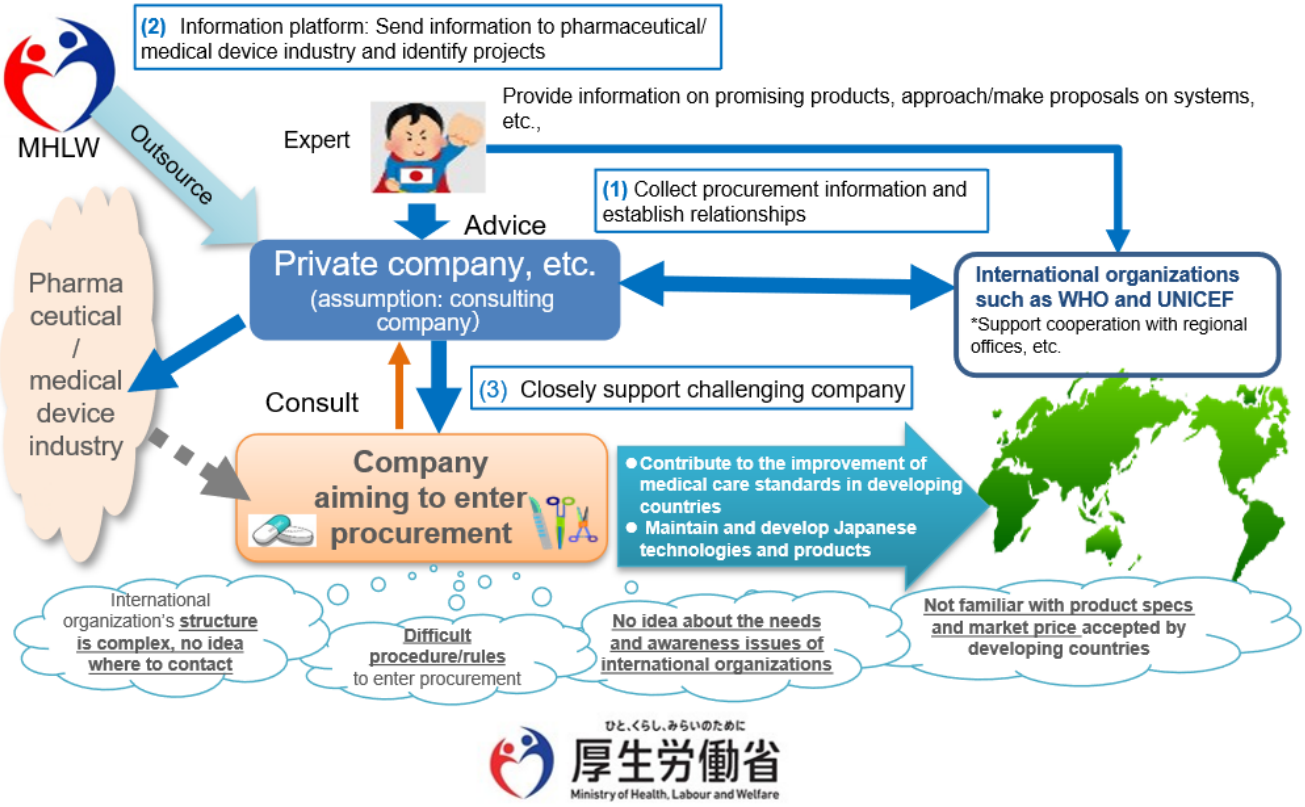

ひと、くらし、みらいのために
厚生労働省
Ministry of Health, Labour and Welfare

Efforts toward international Expansion of Japanese Health system and technologies by Ministry of Health, Labour and Welfare, Japan

Basic Concept of Global Extension of Medical Technology and Services at the MHLW

Background of establishment

The policy was formulated at the 6th Meeting of the Headquarters for Japan's Economic Revitalization in April 2013 (Chief: Prime Minister Abe).

- The Chief Cabinet Secretary shall unite related cabinet members and **support global business development activities by medical institutions, related companies, etc.** led by **a parent organization to be newly established.** by taking every possible measure including economic cooperation to expand **Japanese medical technology and services globally**.

On May 10, 2013, the "Office for Medical Technology Global Extension Strategies" was established in the Health Policy Bureau (reorganized as the Office for Medical Technology Global Extension on April 1, 2014)

Basic concept

Share knowledge and experience on healthy life expectancy and high medical care standards → Develop human resources, etc. to improve the medical care standards in developing countries → Cultivate trust in Japanese medical care → Spread Japanese pharmaceuticals and medical devices

Main duties

Outbound duties

- Support policy formulation in the field of medical care and health in partner countries by utilizing the experience and knowledge of Japan
  - Promote bilateral agreement-based exchange by signing a "memorandum of cooperation in the field of medical care and health"
  - Develop human resources related to medical technology, pharmaceuticals, and medical devices
- The Project of Global Extension of Medical Technologies
  - Research & development of medical devices meeting the needs of partner countries
- Research project for practical application of medical technologies, etc. in developing and emerging countries
- Support for obtaining WHO/PQ
- Support for entering procurement of the UN

Inbound duties

- Establishing a system for receiving international patients including tourists visiting Japan and foreign residents in Japan
  - Project of establishing an environment to receive international patients at medical institutions
  - Project of promoting of the accreditation system for medical institutions contributing to receiving international patients

Agreement signed with 28 countries including mainly Asian and Latin American countries (*)

Bahrain, Turkmenistan, Cambodia, Laos, Myanmar, Turkey, Vietnam, Mexico, Brazil, India, Qatar, Iran, the Philippines, Thailand, Russia, the United States, Saudi Arabia, Singapore, Malaysia, Denmark Finland, Brunei, Mongolia, China, Belarus, Lithuania, Italy, Cuba (in order of signing)



Efforts toward international Expansion of Japanese Health system and technologies by Ministry of Health, Labour and Welfare, Japan

Provision of procurement information through the platform

The International Public Procurement Information Platform provides timely information on procurement-related contact points and procedures at international organisations and introduces networks of experts and supporters in the field of international public procurement. Through these efforts, we provide support to motivated Japanese companies in the pharmaceutical and medical device industries.

Scan here to access

Supporting market entry by providing a wide range of public procurement information



We support participation in international public procurement by providing basic information and first steps for entry, archives of information provided by experts and international organisation officials at past seminars, and the latest information.

Visualisation of case formation methods through sharing of success stories

Through interviews with representatives of leading companies and short stories of success stories, we will present case formation methods in an easy-to-understand manner. At the same time, by introducing products from Japanese companies engaged in international procurement, we will clarify the image of success.



Support that utilises advice from experts and supporters



Experts such as former employees of international organisations and consultants in the field of international public procurement, as well as experienced personnel from companies that have participated in international public procurement tenders as leading companies, will provide tailor-made advice for each project.

Providing the latest international public procurement trends and market needs

We provide the latest information on procurement results and trends of international organisations, as well as product needs and market information in the local markets of potential suppliers.



International Public Procurement Information E-mail Magazine

- Receive monthly updates on UN tender announcements, system reforms, expert columns, AidEx, and other exhibition information free of charge!
- To register, simply click on 'Subscribe to our newsletter' on the website and enter your name and email address.
- Registered users will receive priority access to individual consultations and advance notice of seminars to help you develop projects, enabling you to stay up to date on the latest trends in international public procurement!

■ Further Enquiries & Subscribe to our email newsletter: ipp@nri.co.jp (Person in charge: Koike, Yasui, Nitya)



Title: Product Catalogue for Solutions to Global Health Challenges

Publisher: Ministry of Health, Labour and Welfare, Japan

Copyright: Ministry of Health, Labour and Welfare, Japan

Published on: 10/2026

Reproduction is prohibited.